2022

UNIFORM CRIME REPORT

PUBLISHED SEPT. 11, 2023

Minnesota Bureau of Criminal Apprehension
1430 Maryland Ave. East
St. Paul, MN 55106
651-793-7000
https://dps.mn.gov/divisions/bca

TABLE OF CONTENTS

PREFACE . . . 3

Minnesota Crime Data Explorer . . . 3

History of Crime Reporting in Minnesota . . . 3

CRIME DATA COLLECTION . . . 4

Legal Requirements to Report Crime Data . . . 4

Crime Type . . . 4

Group A Offenses . . . 4

Crimes Against Persons . . . 4

Crimes Against Society . . . 4

Crimes Against Property . . . 5

Group B Arrests . . . 5

OFFENSE OVERVIEW . . . 6

INDEX CRIMES . . . 10

Violent Crime Overview . . . 10

Property Crime Overview . . . 11

CRIMES OF VIOLENCE . . . 12

Criminal Homicide — Murder . . . 12

Homicides by Agency 2022 . . . 15

Rape . . . 16

Robbery . . . 20

Carjacking . . . 25

Aggravated Assault . . . 28

PROPERTY CRIMES . . . 31

Burglary . . . 31

Larceny/Theft . . . 34

Motor Vehicle Theft . . . 38

Arson . . . 41

ARRESTS OVERVIEW . . . 43

Juvenile Arrests . . . 43

Person Crimes Arrests . . . 43

Property Crimes Arrests . . . 44

Society Crimes Arrests . . . 45

All Other Offenses . . . 46

Arrest Demographics . . . 46

Drug Abuse Arrests . . . 47

CRIME DATA BY JUDICIAL DISTRICT . . . 49

Violent and Property Crimes by Judicial District . . . 49

Arrests by Judicial District . . . 49

BIAS MOTIVATED CRIMES . . . 50

FIREARMS DISCHARGE AND USE OF FORCE . . . 53

Firearms Discharges . . . 53

Use of Force . . . 54

LAW ENFORCEMENT OFFICERS KILLED AND ASSAULTED (LEOKA) . . . 59

PURSUITS . . . 62

LAW ENFORCEMENT EMPLOYEE INFORMATION . . . 65

PREFACE

Minnesota law enforcement agencies provide information about criminal activity including incidents, stolen and recovered property and arrests to the Minnesota Bureau of Criminal Apprehension (BCA) to meet state and federal reporting requirements. The BCA's Uniform Crime Reporting Program compiles the data, which also includes information about law enforcement officers killed and assaulted; firearms discharges by police officers; police pursuits and bias offenses. Limited information is also available on law enforcement personnel.

MINNESOTA CRIME DATA EXPLORER

In years' past, the compiled data was published in the Uniform Crime Report. However, the BCA launched a new public database in 2021 called the Minnesota Crime Data Explorer, a modernized tool from which current crime data can be obtained at any time. Links to the database appear throughout this report.

The Minnesota Crime Data Explorer also contains much more detailed information than had been available in the past because of the concurrent transition by Minnesota law enforcement agencies to a much more detailed approach to crime reporting using the National Incident-Based Reporting System (NIBRS). While past reporting contained summary data about the most serious offense associated with an incident, incident-based reporting includes many more details on all crimes associated with an incident, as well as detailed data about victims and offenders and much more.

Together, the Minnesota Crime Data Explorer and the National Incident-Based Reporting System have led to greater transparency and detail available about incidents that occur in Minnesota communities. This enables criminal justice entities, researchers and the public to better understand, respond to and prevent incidents in their communities.

HISTORY OF CRIME REPORTING IN MINNESOTA

In 1935, the Minnesota Legislature mandated that the BCA make available to interested parties crime data received from Minnesota law enforcement agencies. Uniform Crime Reports containing this information were compiled and provided every two years as required by state statute until 1972, when the reports began to be produced annually.

With the introduction of the Minnesota Crime Data Explorer, the BCA meets this mandate in near real time. This document serves as a summary of the 2022 information contained in the Minnesota Crime Data Explorer as of May 16, 2023.

The BCA wishes to thank the cooperating law enforcement agencies whose assistance make the Minnesota Crime Data Explorer and this report possible. Each agency is responsible for the accuracy, completeness and timeliness of the data the agency chooses to submit. Agency policy on what to submit may vary and those variances are reflected in the data. In addition, because the types of crimes and level of detail about those crimes have changed in recent years any comparisons with previous years should be viewed with caution.

CRIME DATA COLLECTION

LEGAL REQUIREMENTS TO REPORT CRIME DATA

The state of Minnesota has participated in the FBI's Uniform Crime Reporting (UCR) Program since 1936. Minnesota statutes require and authorize the BCA to collect UCR data. The state statutes authorizing data collection are as follows:

Minn. Stat. 299C.05 – Crime Data Collection
Minn. Stat. 299C.06 – Division Powers and Duties; Cooperation
Minn. Stat. 299C.12 — Records Kept by Peace Officers; Reports

CRIME TYPES

National Incident-Based Reporting System (NIBRS) data is separated into Group A and Group B.

GROUP A OFFENSES

The following crimes are categorized as Group A offenses. Group A offenses are further categorized as crimes against persons, crimes against property and crimes against society.

Crimes Against Persons

- Murder and Nonnegligent Manslaughter
- Negligent Manslaughter
- Sex Offenses
  - Rape
  - Sodomy
  - Sexual Assault with an Object
  - Forcible Fondling
  - Incest
  - Statutory Rape
- Kidnapping/Abduction
- Assault Offenses
  - Aggravated Assault
  - Simple Assault
  - Intimidation
- Human Trafficking
  - Commercial Sex Acts
  - Involuntary Servitude

Crimes Against Society

- Animal Cruelty
- Drug Narcotic Violations
- Drug Equipment Violations
- Gambling Offenses
  - Betting/Wagering
  - Operating/Promoting/Assisting Gambling
  - Gambling Equipment Violations
  - Sports Tampering
- Pornography/Obscene Material
- Prostitution Offenses
  - Prostitution
  - Assisting or Promoting Prostitution
  - Purchasing Prostitution
- Weapon Law Violation

Crimes Against Property

- Arson
- Bribery
- Burglary/Breaking & Entering
- Counterfeiting/Forgery
- Destruction/Damage/Vandalism of Property
- Embezzlement
- Extortion/Blackmail
- Fraud Offense
  - False Pretenses/Swindle/Confidence Game
  - Credit Card/Automatic Teller Machine Fraud
  - Impersonation
  - Welfare Fraud
  - Wire Fraud
  - Identity Theft
  - Hacking/Computer Invasion
- Larceny/Theft Offenses
  - Pocket-Picking
  - Purse-Snatching
  - Shoplifting
  - Theft from Building
  - Theft from Coin Operated Machine or Device
  - Theft from Motor Vehicle
  - Theft of Motor Vehicle Parts or Accessories
  - All Other Larceny
- Motor Vehicle Theft
- Robbery
- Stolen Property Offenses

GROUP B ARRESTS

The following are categorized as Group B arrests:

- Bad Checks*
- Curfew/Loitering/Vagrancy Violations
- Disorderly Conduct
- Driving Under the Influence
- Drunkenness*
- Nonviolent Family Offenses
- Liquor Law Violations
- Peeping Tom*
- Trespass of Real Property
- All Other Offenses

*Beginning January 1, 2022 incidents involving previous Group B offenses ‘Bad Checks’, ‘Drunkenness’, and ‘Peeping Tom’ are now counted as ‘All Other Offenses’.

OFFENSE OVERVIEW

The following is an overview of 2022 crime data including Group A offenses and Group B arrests.

The data includes Index Crime Volume and Change. This is data on eight major offenses (criminal homicide, rape, robbery, aggravated assault, burglary, larceny, motor vehicle theft and arson) that the FBI uses to evaluate changes and trends.

An offense is considered cleared when at least one person involved in the commission of the offenses has been (1) arrested, (2) charged, and (3) turned over to the court for prosecution.

An incident is cleared by exceptional means if some element beyond law enforcement control prevents filing of formal charges against the offender. Agencies can clear an offense exceptionally if they can answer all of the following in the affirmative.

- Has the investigation definitively established the identity of the offender?
- Is there enough information to support an arrest, charge, and turning over to the court for prosecution?
- Is the exact location of the offender known so that the subject could be taken into custody now?
- Is there some reason outside law enforcement control that precludes arresting, charging, and prosecuting the offender (examples include suicide, deathbed confessions, double murder, etc.)?

Additional definitions and data are available in the Minnesota Crime Data Explorer.

2022 Population Estimate 5,717,184

Group A Offense Overview	Quantity
Offense Total	262,883
Number Cleared	78,493
Percent Cleared	30%
Group A Crimes per 100,000 population	4,598

Group A Arrest Overview	Quantity
Total Arrests	112,581
Adult Arrests	102,027
Juvenile Arrests	10,545
Unknown Age	9
Arrests per 100,000 population	1,969

Index Crime Volume and % Change

Measure	2021	2022	% Change
Total Crime Index	136,249	130,464	-4%
Total Violent Crime	17,631	16,119	-9%
Total Property Crime	118,618	114,345	-4%
Total Crime Rate	2,387	2,282	-4%
Violent Crime Rate	309	282	-9%
Property Crime Rate	2,078	2,000	-4%

2022 Index Crime Cleared	Cleared	% Cleared
Violent Crime Cleared	6,017	37.3%
Property Crime Cleared	16,783	14.7%
Total Index Crime Cleared	22,800	17.5%

Group B Arrests

Offense	Adult	Juvenile
Curfew/Loitering/ Vagrancy Violations	309	186
Disorderly Conduct	4,245	844
Driving Under the Influence	14,826	106
Family Offenses (Nonviolent)	132	0
Liquor Law Violations	3,178	518
Trespass of Real Property	3,707	157
All Other Offenses	24,045	1,044
Total Group B	**50,442**	**2,855**

OFFENSE OVERVIEW

Group A Offenses

Crimes Against Persons	Offenses Reported	Crime Rate per 100,000	Cleared by Arrest or Exceptional Means	Cleared Involving Under 18 Only	Percent Cleared
Murder and Nonnegligent Manslaughter	182	3	145	16	80%
Negligent Manslaughter	58	1	49	5	84%
Aggravated Assault	10,342	181	5,127	471	50%
Simple Assault	23,735	415	12,537	1,308	53%
Intimidation	9,581	168	4,193	377	44%
Kidnapping/Abduction	589	10	244	11	41%
Rape	1,890	33	483	45	26%
Sodomy	309	5	110	16	36%
Sexual Assault with an Object	130	2	26	2	20%
Fondling	2,583	45	662	63	26%
Incest	5	0	0	0	0%
Statutory Rape	1	0	0	0	0%
Commercial Sex Acts	96	2	71	1	74%
Involuntary Servitude	7	0	1	0	14%

Crimes Against Property	Offenses Reported	Crime Rate per 100,000	Cleared by Arrest or Exceptional Means	Cleared Involving Under 18 Only	Percent Cleared
Arson	628	11	144	6	23%
Bribery	7	0	5	0	71%
Burglary/Breaking & Entering	12,144	212	1,733	108	14%
Counterfeiting/Forgery	3,846	67	791	12	21%
Destruction/Damage/Vandalism of Property	31,488	551	3,463	387	11%
Embezzlement	319	6	145	13	45%
Extortion/Blackmail	374	7	10	2	3%
False Pretenses/Swindle/Confidence Game	7,108	124	905	20	13%
Credit Card/ATM Fraud	5,052	88	530	25	10%
Impersonation	866	15	599	33	69%
Welfare Fraud	322	6	40	0	12%
Wire Fraud	501	9	8	0	2%
Identity Theft	5,240	92	1,289	31	25%
Hacking/Computer Invasion	154	3	9	1	6%
Robbery	3,266	57	645	127	20%
Pocket-Picking	456	8	44	5	10%
Purse-Snatching	503	9	35	2	7%
Shoplifting	19,861	347	10,770	582	54%
Theft from Building	6,826	119	725	48	11%
Theft From Coin-Operated Machine or Device	14	0	0	0	0%
Theft from Motor Vehicle	17,488	306	446	30	3%
Theft of Motor Vehicle Parts/Accessories	13,644	239	110	2	1%
All Other Larceny	26,038	455	2,321	139	9%
Motor Vehicle Theft	16,743	293	1,153	155	7%
Stolen Property Offenses	5,020	88	2,710	274	54%

Group A Offenses (continued)

Crimes Against Society	Offenses Reported	Crime Rate per 100,000	Cleared by Arrest or Exceptional Means	Cleared Involving Under 18 Only	Percent Cleared
Drug/Narcotic Violations	19,028	333	15,362	688	81%
Drug Equipment Violations	8,165	143	6,601	356	81%
Betting/Wagering	3	0	3	0	100%
Operating/Promoting/Assisting Gambling	10	0	2	0	20%
Gambling Equipment Violations	0	0	0	0	N/A
Sports Tampering	0	0	0	0	N/A
Pornography/Obscene Material	1,066	19	199	17	19%
Prostitution	21	0	12	0	57%
Assisting or Promoting Prostitution	4	0	0	0	0%
Purchasing Prostitution	89	2	82	0	92%
Weapon Law Violations	6,744	118	3,862	316	57%
Animal Cruelty	337	6	92	2	27%
Total Group A Offenses	**262,883**	**4,598**	**78,493**	**5,696**	**30%**

Year	Total Index Crimes	% Change	Violent Crime Total	% Change Violent Crime	Property Crime Total	% Change Property Crime	Crime Rate	% Change Crime Rate
2018	124,406	-8.5%	12,406	-6.7%	111,999	-8.7%	2,213.1	-9.3%
2019	130,483	4.9%	12,371	-0.3%	117,864	5.2%	2,313.7	4.5%
2020	134,786	3.3%	14,495	17.2%	120,291	2.1%	2,382.5	3.0%
2021	136,249	1.1%	17,631	21.6%	118,618	-1.4%	2,387.2	.2%
2022	130,464	-4.2%	16,119	-8.6%	114,345	-3.6%	2,281.9	-4.4%

OFFENSE OVERVIEW

VIOLENT CRIME TRENDS

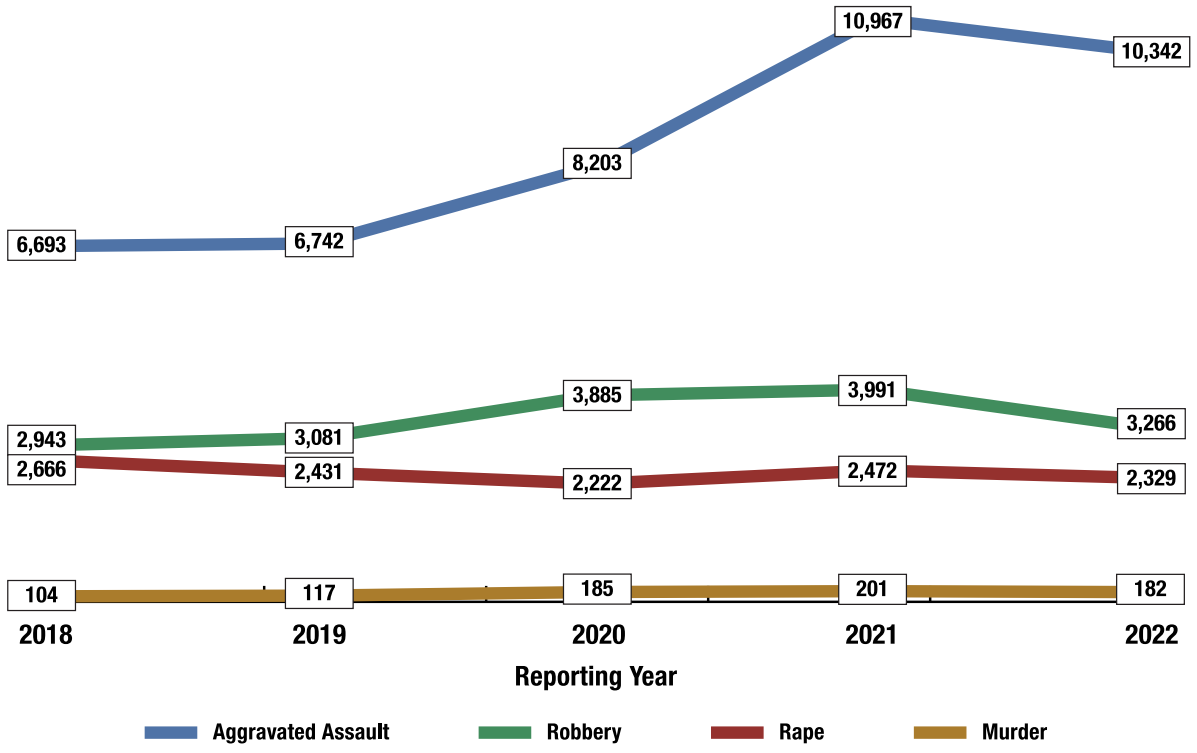

Domestic Violence by Offense Type

Domestic Incident Victims	2022
Murder and Nonnegligent Manslaughter	33
Aggravated Assault	2,787
Simple Assault	10,634
Intimidation	3,964
Rape	208
Sodomy	39
Sexual Assault with an Object	16
Fondling	334
Incest	5
Statutory Rape	0
Total Victims	**18,020**

Additional definitions and data are available in the Minnesota Crime Data Explorer.

INDEX CRIMES

VIOLENT CRIME OVERVIEW

Violent crime in Minnesota accounted for 6.1 percent of all offenses reported in 2022. There were 16,119 total violent crimes for the year. Compared with the 17,631 total violent crimes reported for 2021, the 2022 figure represents a decrease of 8.6 percent in violent crime for the state. The number of violent crimes for the state was 281.9 per 100,000 population.

- **Murder** — Offenses involving murder totaled 182 in 2022 in Minnesota compared to 201 in 2021, a decrease of 9.45 percent.
- **Rape** — There were 2,329 rapes reported in 2022 and 2,472 in 2021, a decrease of 5.78 percent.
- **Robbery** — There were 3,266 robberies reported in 2022 and 3,991 in 2021, a decrease of 18.16 percent.
- **Aggravated Assault** — Offenses involving aggravated assault totaled 10,342 in 2022 in Minnesota compared to 10,967 in 2021, a decrease of 5.69 percent.

Violent crime data is provided below by statewide totals, the seven-county Twin Cities metro area, and all counties excluding the Twin Cities metro area.

Violent Crime	Homicide 2021	Homicide 2022	Homicide % Change	Rape 2021	Rape 2022	Rape % Change	Robbery 2021	Robbery 2022	Robbery % Change	Aggravated Assault 2021	Aggravated Assault 2022	Aggravated Assault % Change
Statewide	201	182	-9.45%	2,472	2,329	-5.78%	3,991	3,266	-18.16%	10,967	10,342	-5.69%

Violent Crime	Homicide 2021	Homicide 2022	Homicide % Change	Rape 2021	Rape 2022	Rape % Change	Robbery 2021	Robbery 2022	Robbery % Change	Aggravated Assault 2021	Aggravated Assault 2022	Aggravated Assault % Change
Anoka County	1	3	200%	107	126	17.75%	82	77	-6.09%	399	418	4.76%
Carver County	1	0	-100%	18	24	33.33%	3	4	33.33%	33	44	33.33%
Dakota County	9	3	-66.67%	168	157	-6.54%	89	81	-8.98%	526	563	7.03%
Hennepin County	113	99	-12.38%	645	643	-0.31%	2,837	2,288	-19.35%	4,173	4,203	0.71%
Ramsey County	41	43	4.87%	358	322	-10.05%	651	545	-16.28%	2,031	1,802	-11.27%
Scott County	1	3	200%	48	41	-14.58%	14	14	0%	97	108	11.34%
Washington County	4	1	-75%	89	88	-1.12%	48	36	-25%	193	157	-18.65%
Total	**170**	**152**	**-10.58%**	**1,433**	**1,401**	**-2.23%**	**3,724**	**3,045**	**-18.23%**	**7,452**	**7,295**	**-2.10%**

Violent Crime	Homicide 2021	Homicide 2022	Homicide % Change	Rape 2021	Rape 2022	Rape % Change	Robbery 2021	Robbery 2022	Robbery % Change	Aggravated Assault 2021	Aggravated Assault 2022	Aggravated Assault % Change
All Other Counties	31	30	-3.22%	1,039	928	-10.69%	267	221	-17.22%	3,515	3,047	-13.31%

PROPERTY CRIME OVERVIEW

Property crime in Minnesota in 2022 amounted to 43.5 percent of all offenses reported. There were a total of 114,345 property crimes reported in 2022. Compared with the 118,618 offenses reported in 2021, the 2022 figure represents a decrease of 3.6 percent in property crime for the state. The number of property crimes for the state per 100,000 population for 2022 was 2,000 and in 2021 it was 2,078.

- **Burglary** — There were 12,144 burglaries reported in 2022 and 14,429 in 2021, a decrease of 15.83 percent.
- **Larceny/Theft** — There were 84,830 larcenies reported in 2022 and 88,644 in 2021, a decrease of 4.3 percent.
- **Motor Vehicle Theft** — There were 16,743 motor vehicle thefts reported in 2022 and 14,829 in 2021, an increase of 12.9 percent.
- **Arson** — There were 628 arsons reported in 2022 and 716 in 2021, a decrease of 12.29 percent.

Violent Crime	Burglary 2021	Burglary 2022	Burglary % Change	Larceny 2021	Larceny 2022	Larceny % Change	Motor Vehicle Theft 2021	Motor Vehicle Theft 2022	Motor Vehicle Theft % Change	Arson 2021	Arson 2022	Arson % Change
Statewide	14,429	12,144	-15.83%	88,644	84,830	-4.3%	14,829	16,743	12.9%	716	628	-12.29%

Violent Crime	Burglary 2021	Burglary 2022	Burglary % Change	Larceny 2021	Larceny 2022	Larceny % Change	Motor Vehicle Theft 2021	Motor Vehicle Theft 2022	Motor Vehicle Theft % Change	Arson 2021	Arson 2022	Arson % Change
Anoka County	568	529	-6.86%	4,970	4,974	0.08%	552	484	-12.31%	37	27	-27.02%
Carver County	92	65	-29.34%	667	584	-12.44%	51	44	-13.72%	7	1	-85.71%
Dakota County	679	650	-4.27%	7,324	6,055	-17.32%	763	847	11%	18	32	77.77%
Hennepin County	4,982	4,323	-13.22%	27,347	29,519	7.94%	6,428	8,290	28.96%	200	198	-1%
Ramsey County	2,587	2,166	-16.27%	14,652	14,135	-3.52%	3,538	4,209	18.96%	254	210	-17.32%
Scott County	152	115	-24.34%	2,062	1,513	-26.62%	190	134	-29.47%	6	4	-33.33%
Washington County	516	311	-39.72%	3,657	3,107	-15.03%	397	375	-5.54%	20	16	-20%
Total	**9,576**	**8,159**	**-14.79%**	**60,679**	**59,887**	**-1.3%**	**11,919**	**14,383**	**20.67%**	**542**	**488**	**-9.96%**

Violent Crime	Burglary 2021	Burglary 2022	Burglary % Change	Larceny 2021	Larceny 2022	Larceny % Change	Motor Vehicle Theft 2021	Motor Vehicle Theft 2022	Motor Vehicle Theft % Change	Arson 2021	Arson 2022	Arson % Change
All Other Counties	4,853	3,985	-17.88%	27,965	24,943	-10.8%	2,910	2,360	-18.9%	174	140	-19.54%

Typically, auto theft occurs when the owner of the vehicle is not around and the vehicle itself is unoccupied.

A carjacking is when the vehicle is taken by force (robbery) while the driver or passengers are entering or within the vehicle.

CRIMES OF VIOLENCE – HOMICIDE

CRIMINAL HOMICIDE – MURDER

Criminal homicide involves those offenses of murder and non-negligent homicide that are classified as willful felonious deaths as distinguished from deaths caused by negligence. “Attempts to kill” are reported as aggravated assaults and not as murder. Justifiable or excusable homicides, suicides, accidental deaths, and deaths due to negligence are not tabulated in the state criminal homicide total.

SUMMARY HOMICIDE INFORMATION

In 2022, there were 193 homicides reported for the state, 11 were ruled justifiable, yielding a total of 182 criminal homicide victims. 145 criminal homicides were cleared by arrests or exceptional means in 2022, with 16 of these arrests of a juvenile only. There were 58 negligent homicides reported for the year. The crime rate for criminal homicide in 2022 was 3 per 100,000 population.

Data on homicide of an unborn victim is collected to meet Minnesota reporting requirements. It does not meet the FBI’s Uniform Crime Reporting definition of Homicide. As a result, homicide of an unborn is reported as a separate category. There were 0 homicides of an unborn in 2022.

Incidents: 169	Victims: 182	Offenses: 182	Completed: 182	Attempted: 0

VICTIM OFFENDER RELATIONSHIP

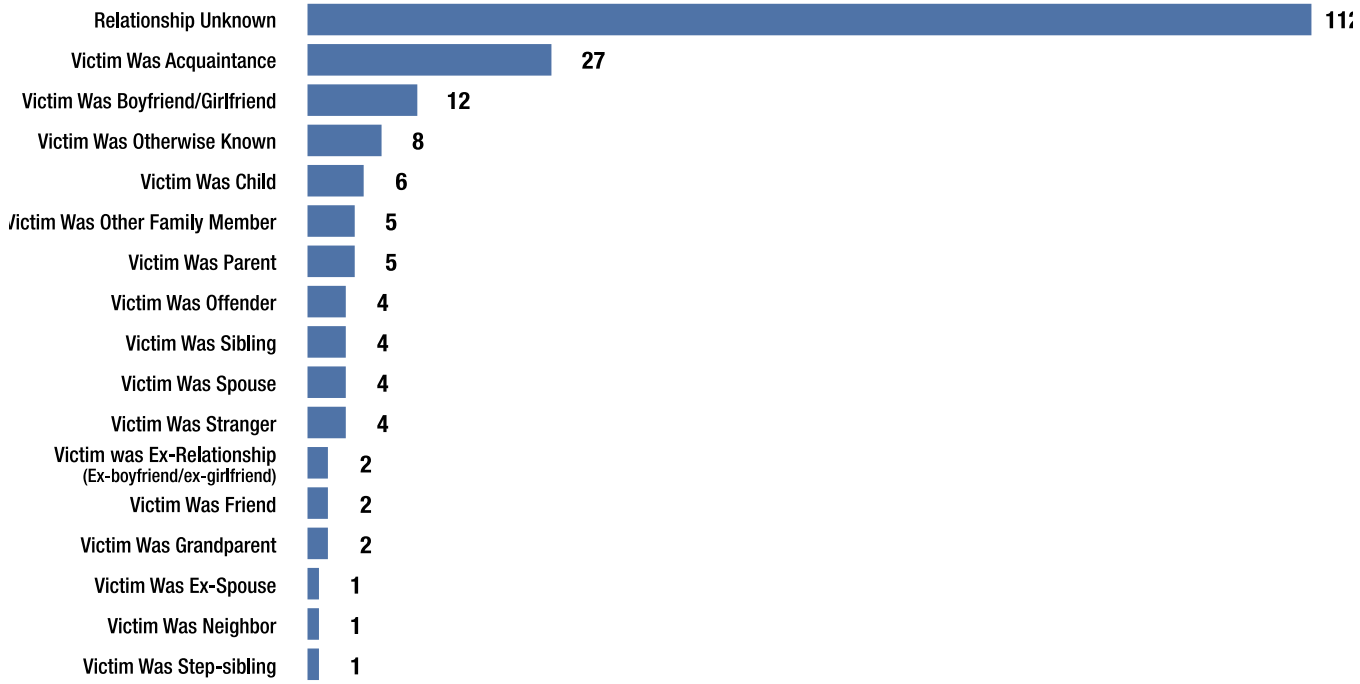

CRIMES OF VIOLENCE – HOMICIDE

TYPE WEAPON OR FORCE INVOLVED

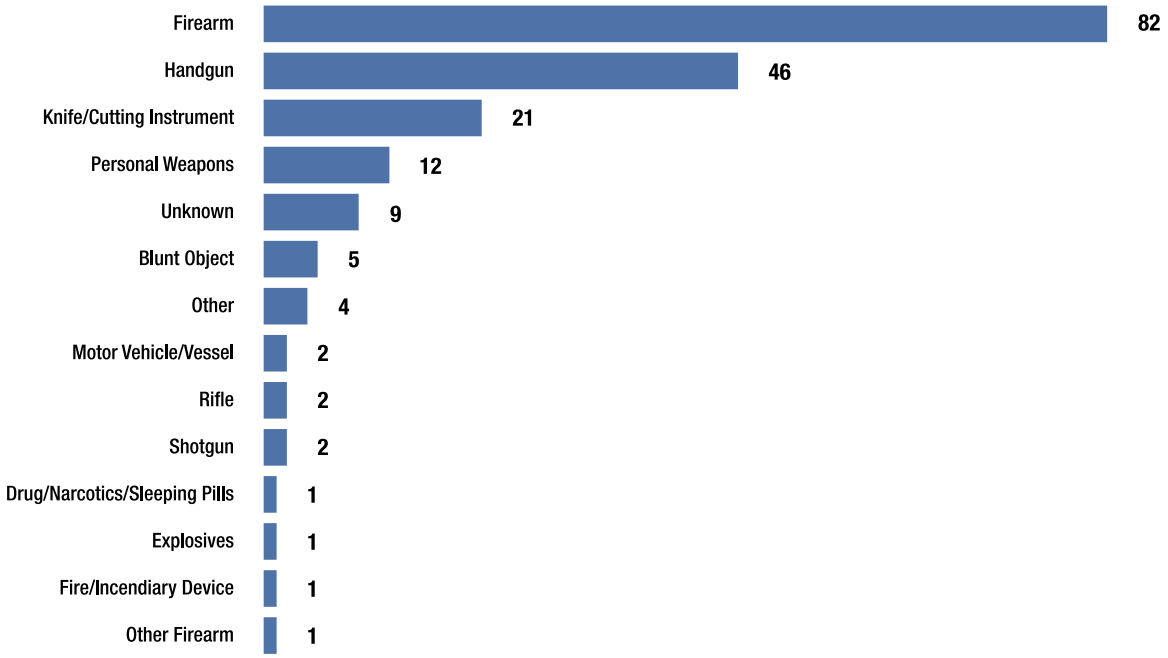

LOCATION TYPE

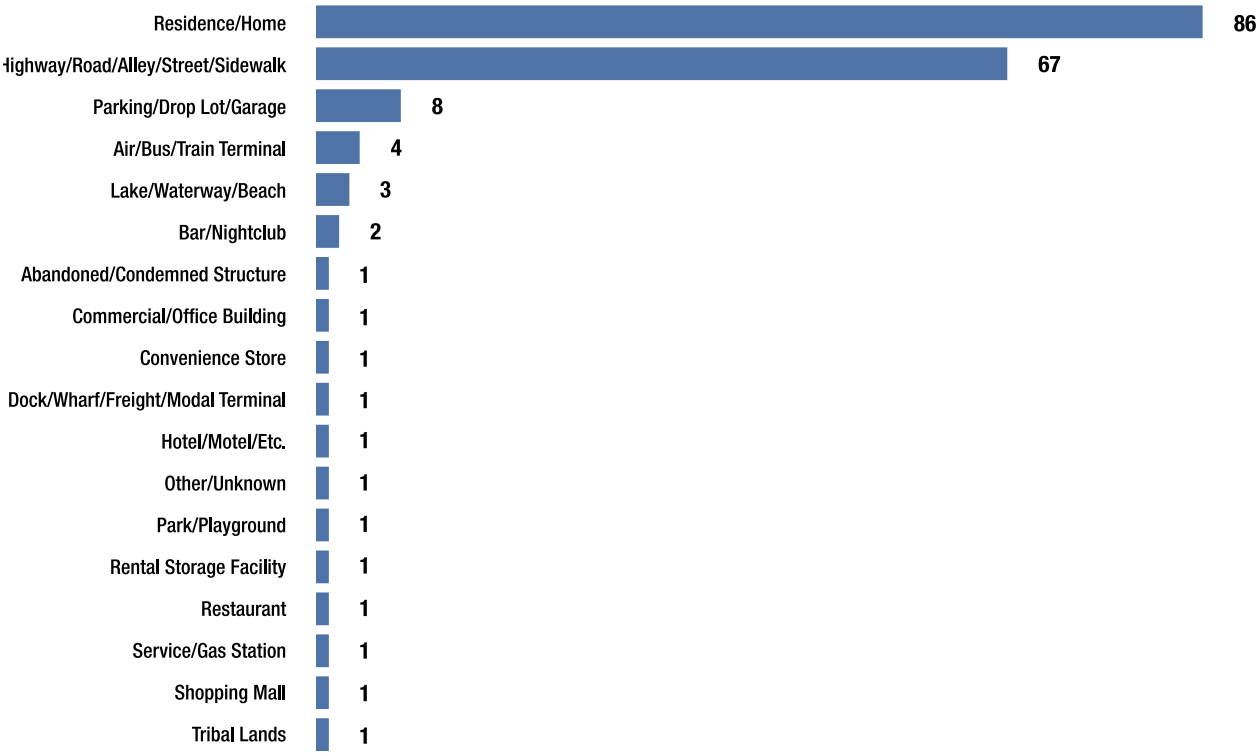

CRIMES OF VIOLENCE – HOMICIDE

HOMICIDE VICTIMS BY AGE

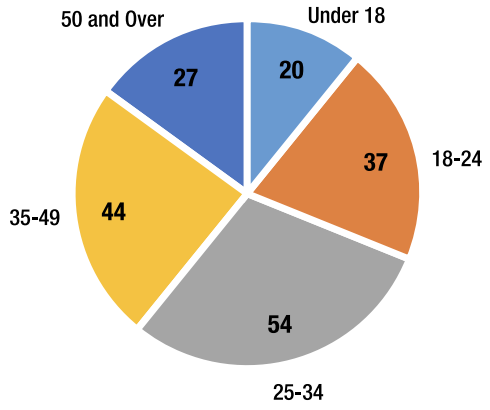

HOMICIDE OFFENDERS BY AGE

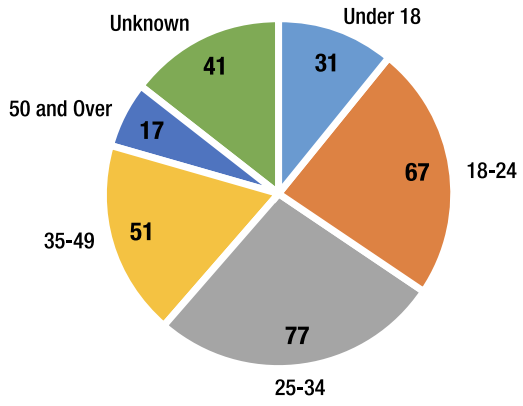

HOMICIDE VICTIMS BY SEX

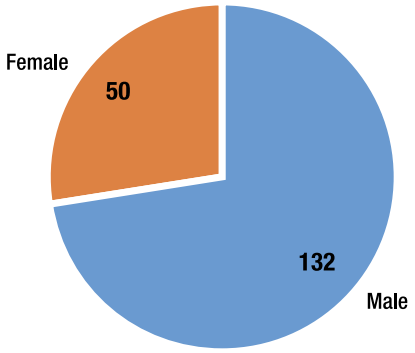

HOMICIDE OFFENDERS BY SEX

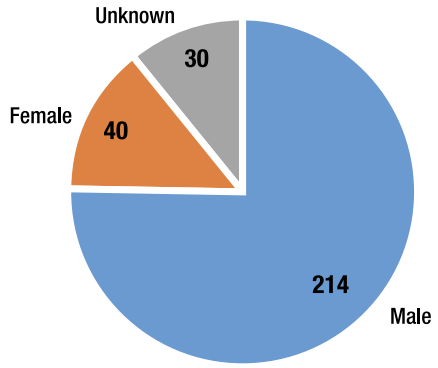

HOMICIDE VICTIMS BY RACE

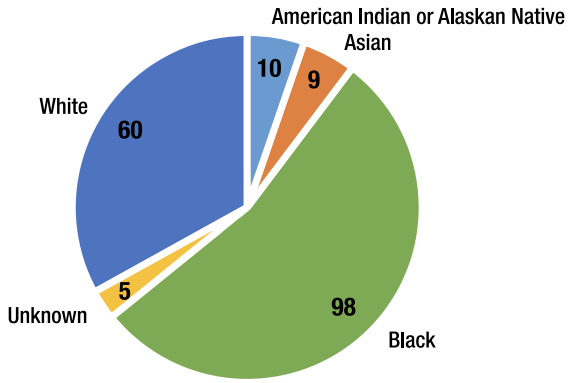

HOMICIDE OFFENDERS BY RACE

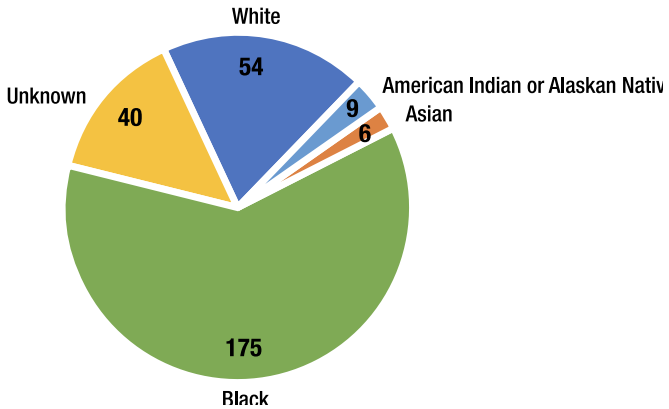

HOMICIDES BY AGENCY

Agency	Victim Count	Incident Count
Aitkin County Sheriff	2	2
Apple Valley Police Dept	1	1
Beltrami County Sheriff	1	1
Bloomington Police Dept	2	2
Brooklyn Center Police Dept	1	1
Brooklyn Park Police Dept	2	2
Burnsville Police Dept	1	1
Cass County Sheriff	1	1
Champlin Police Dept	1	1
Coon Rapids Police Dept	2	1
Crow Wing County Sheriff	2	2
Crystal Police Dept	1	1
Duluth Police Dept	6	3
Elko New Market Police Dept	1	1
Freeborn County Sheriff	1	1
Fridley Police Dept	1	1
Hibbing Police Dept	1	1
Inver Grove Heights Police Dept	1	1
Itasca County Sheriff	1	1
Kanabec County Sheriff	2	2
Maple Grove Police Dept	1	1
Maplewood Police Dept	2	2
Marshall County Sheriff	1	1

Agency	Victim Count	Incident Count
Medina Police Dept	1	1
Metropolitan Transit Police Dept	3	2
Minneapolis Police Dept	79	77
Moorhead Police Dept	1	1
Morrison County Sheriff	1	1
North St Paul Police Dept	2	2
Olivia Police Dept	1	1
Olmsted County Sheriff	2	2
Orono Police Dept	1	1
Otter Tail County Sheriff	2	2
Plymouth Police Dept	4	4
Ramsey County Sheriff	4	2
Rice County Sheriff	1	1
Richfield Police Dept	1	1
Robbinsdale Police Dept	2	1
Rochester Police Dept	1	1
Roseville Police Dept	1	1
Scott County Sheriff	2	2
St Cloud Police Dept	2	2
St Paul Police Dept	34	31
Steele County Sheriff	1	1
Woodbury Public Safety	1	1
Total Homicides	**182**	**169**

RAPE

This includes any sexual act directed against another person, without the consent of the victim, including instances where the victim is incapable of giving consent.

The FBI Uniform Crime Reporting definition for rape includes "the penetration, no matter how slight, of the vagina or anus with any body part or object, or oral penetration by a sex organ of another person, without the consent of the victim. For this section, it includes the following offenses:

- **Rape (except incest and statutory rape) —** the carnal knowledge of a person, without the consent of the victim, including instances where the victim is incapable of giving consent because of his/her age or because of his/her temporary or permanent mental or physical incapacity.
- **Sodomy —** oral or anal sexual intercourse with another person, without the consent of the victim, including instances where the victim is incapable of giving consent because of his/her age or because of his/her temporary or permanent mental or physical incapacity.
- **Sexual assault with an object —** to use an object or instrument to unlawfully penetrate, however slightly, the genital or anal opening of the body of another person, without the consent of the victim, including instances where the victim is incapable of giving consent because of his/her age or because of his/her temporary or permanent mental or physical incapacity.

SUMMARY RAPE INFORMATION

In 2022, there were 2,329 offenses of rape reported, with 2,319 victims. Of the offenses reported, 2,296 were completed and 33 were attempted. 619 rapes were cleared by arrests or exceptional means in 2022, with 63 of these arrests of a juvenile only. The crime rate for rape in 2022 was 40.7 per 100,000 population.

Incidents: 2,227	Victims: 2,319	Offenses: 2,329	Completed: 2,296	Attempted: 33

CRIME CATEGORY

VICTIM OFFENDER RELATIONSHIP

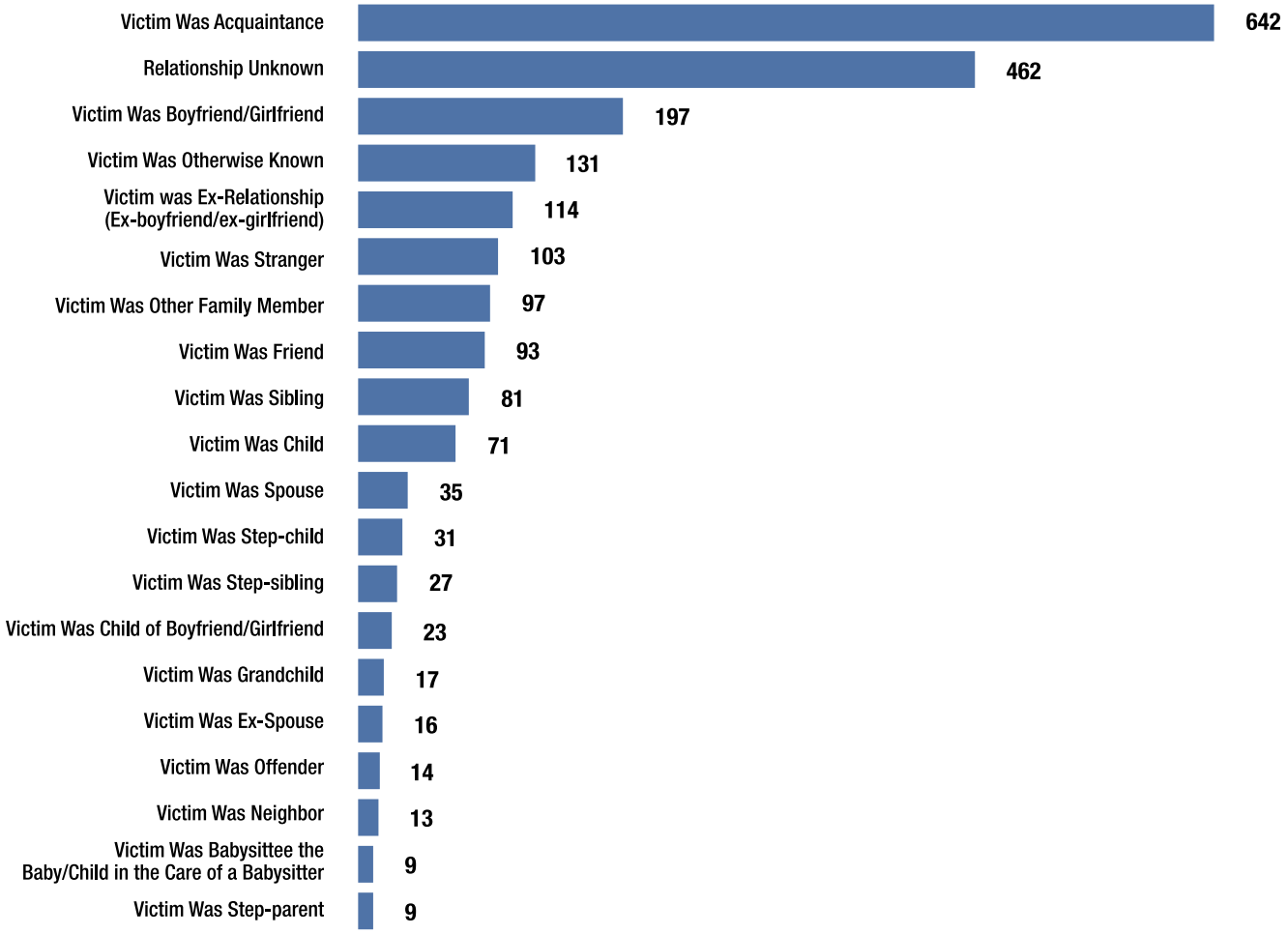

CRIMES OF VIOLENCE – RAPE

TYPE WEAPON OR FORCE INVOLVED

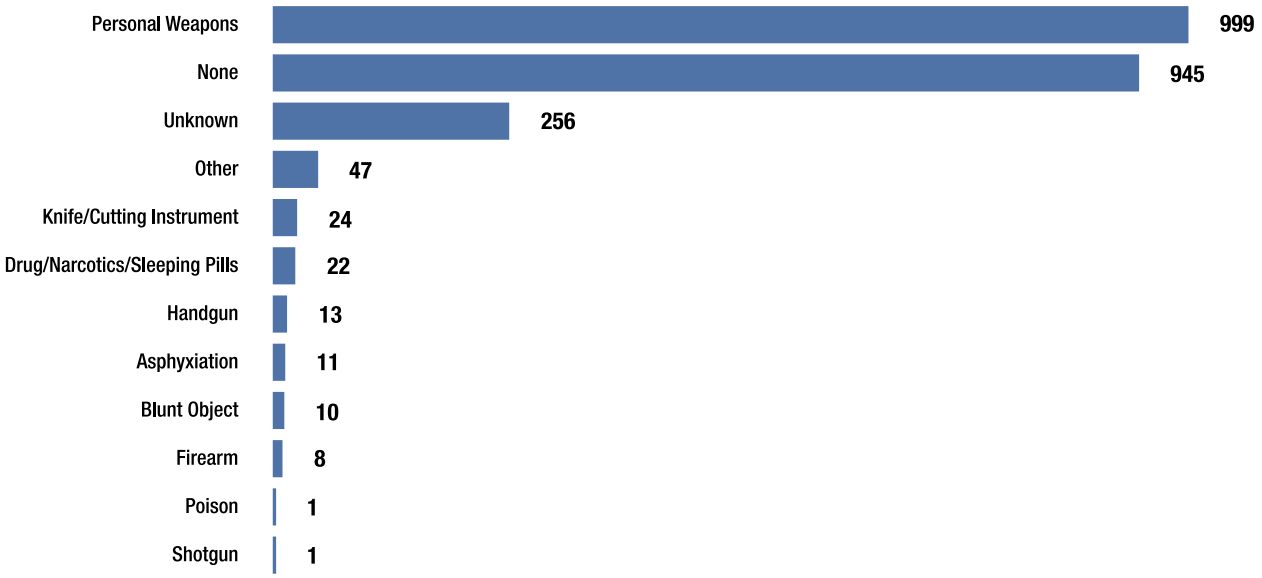

LOCATION TYPE

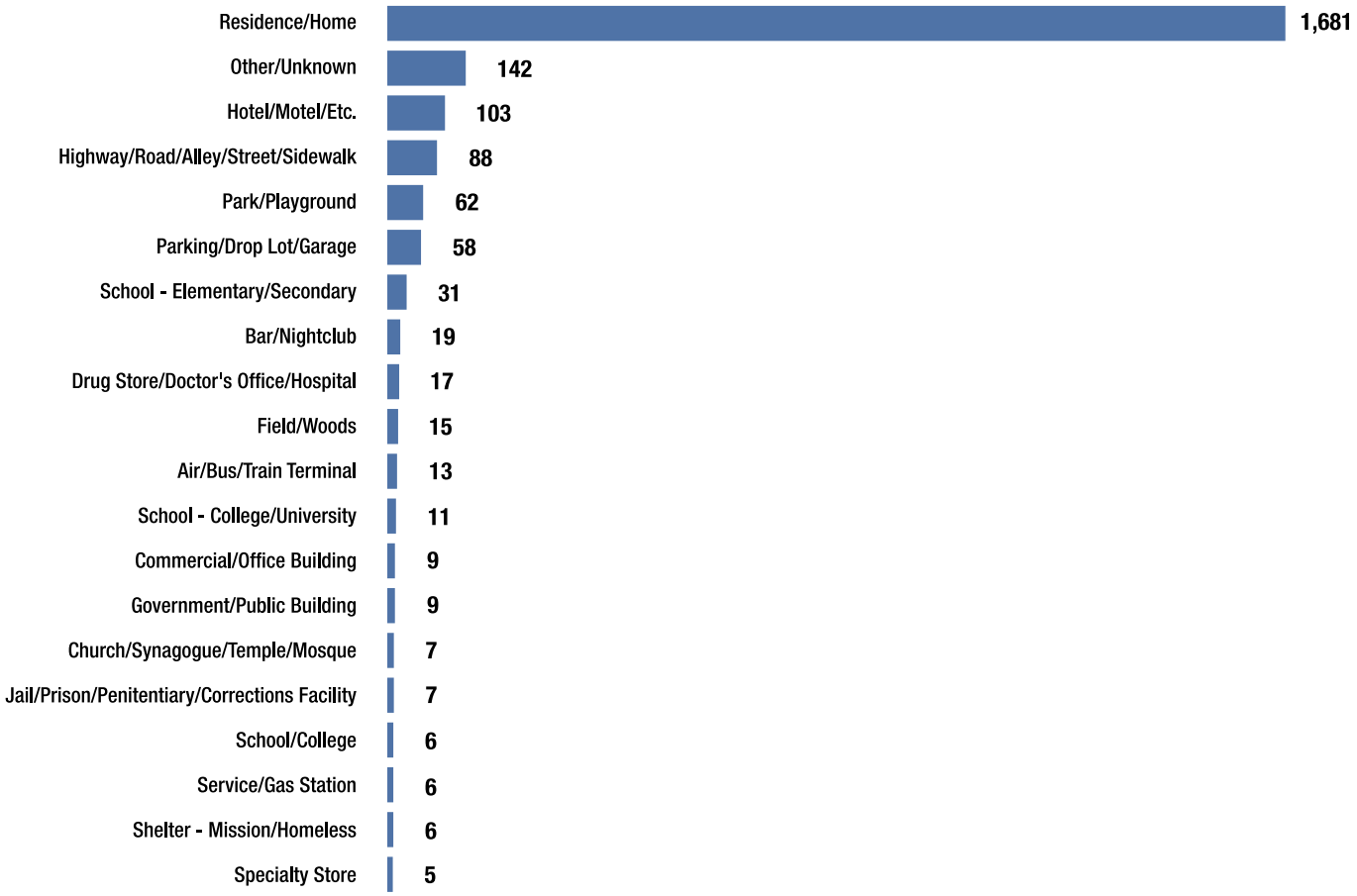

CRIMES OF VIOLENCE – RAPE

RAPE VICTIMS BY AGE

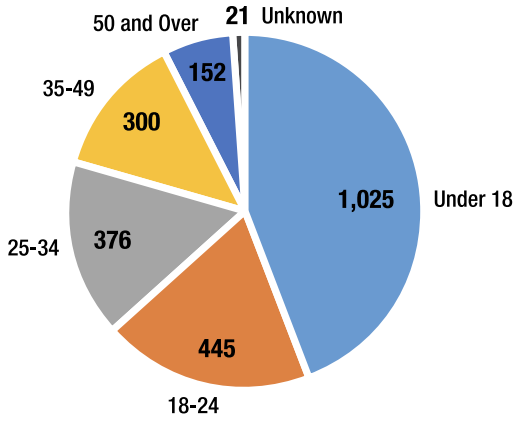

RAPE OFFENDERS BY AGE

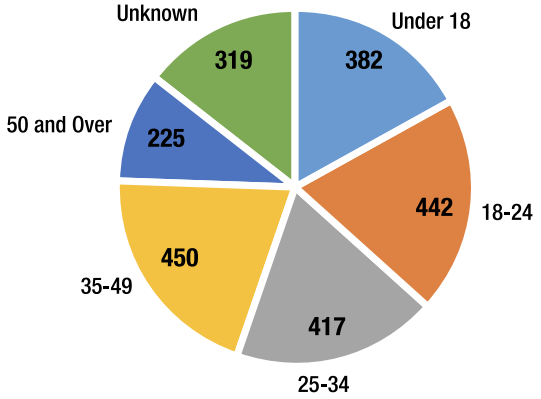

RAPE VICTIMS BY SEX

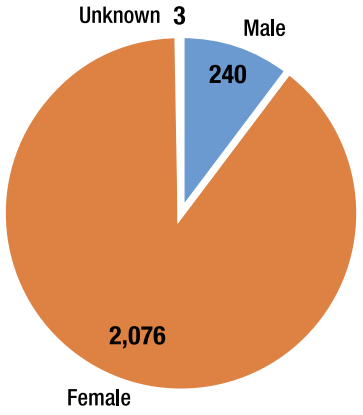

RAPE OFFENDERS BY SEX

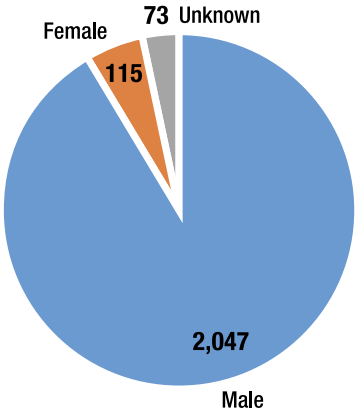

RAPE VICTIMS BY RACE

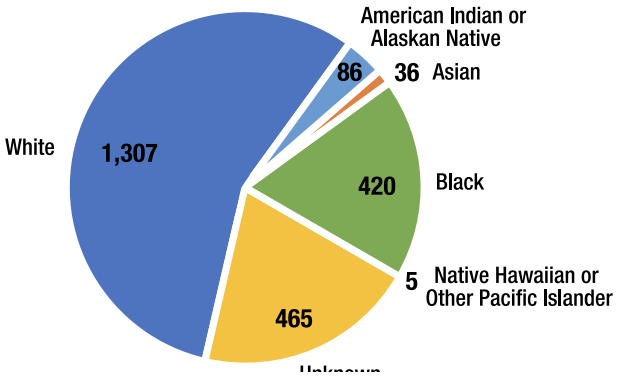

RAPE OFFENDERS BY RACE

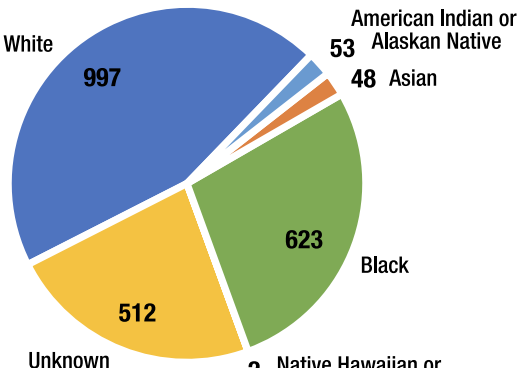

ROBBERY

A robbery is the taking of anything of value from the control, custody, or care of another person by force or threat of force and/or by putting the victim in fear of immediate harm.

SUMMARY ROBBERY INFORMATION

In 2022, 3,266 offenses of robbery were reported with 3,974 victims. 645 robberies were cleared by arrest or exceptional means with 127 of these by the arrest of a juvenile only. The crime rate for robbery for 2022 was 57.1 per 100,000 population.

Incidents: 3,266	Victims: 3,974	Offenses: 3,266	Completed: 2,962	Attempted: 304

VICTIM TYPE

CRIMES OF VIOLENCE – ROBBERY

LOCATION TYPE

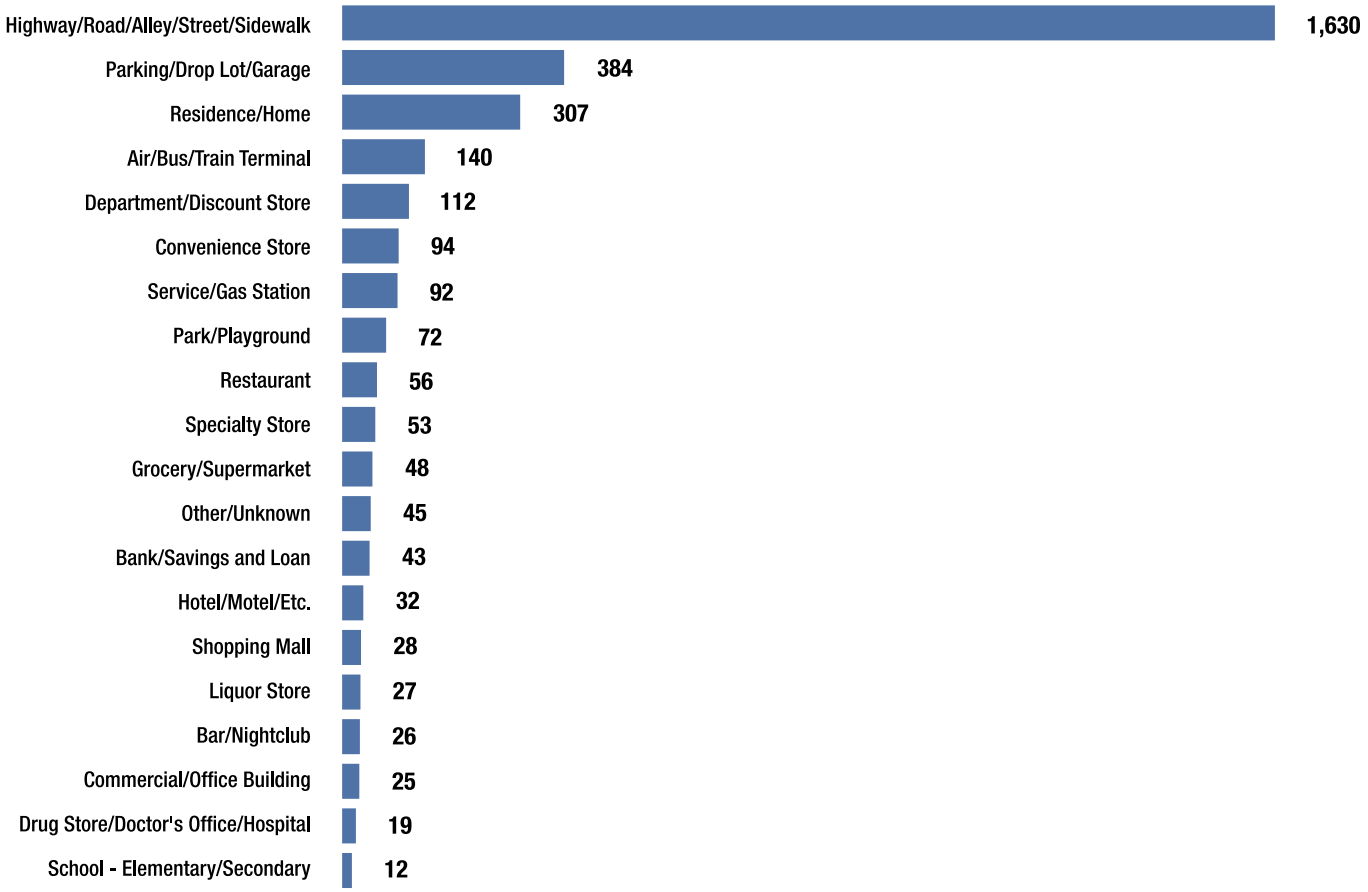

CRIMES OF VIOLENCE – ROBBERY

TYPE WEAPON OR FORCE INVOLVED

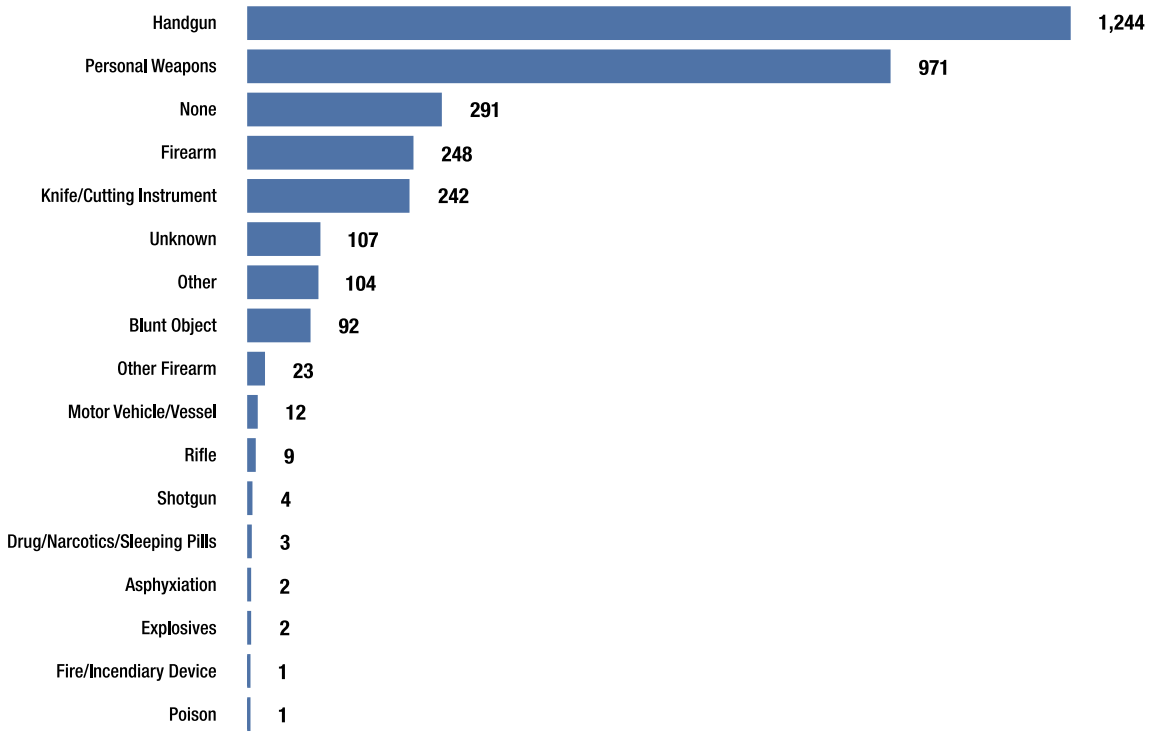

PROPERTY DESCRIPTION

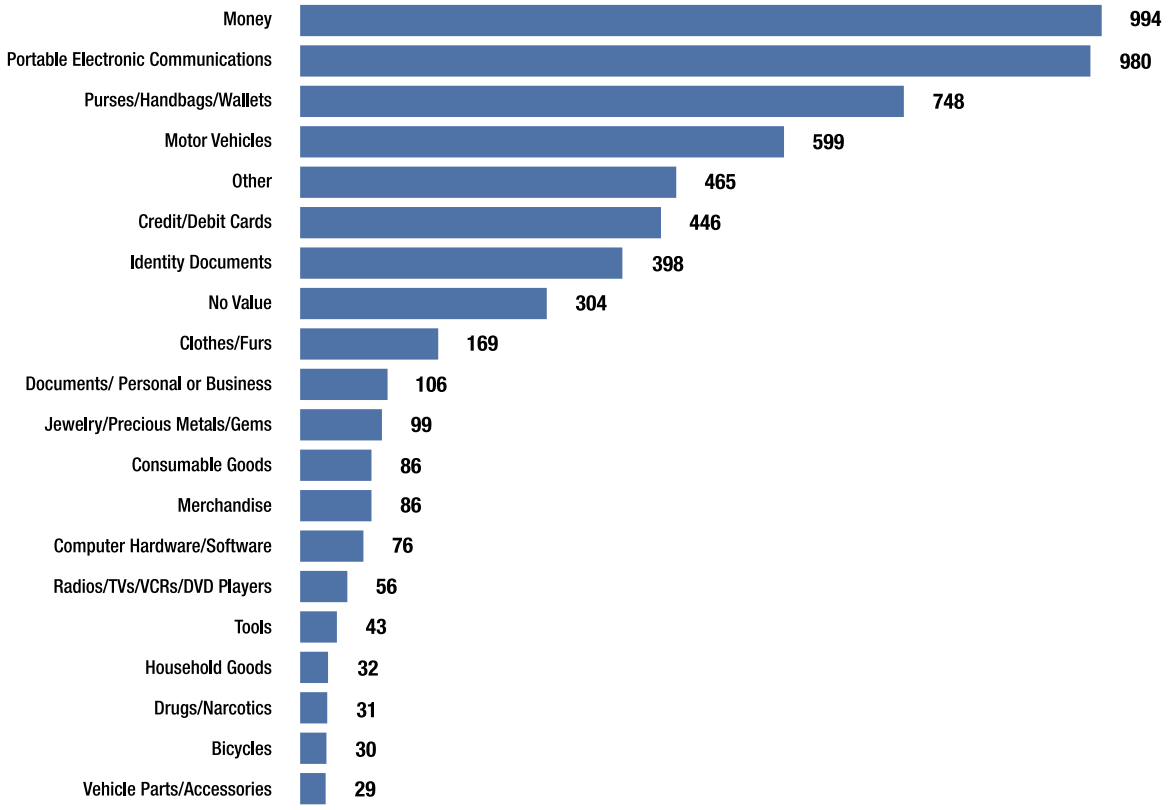

STOLEN AND RECOVERED PROPERTY VALUE

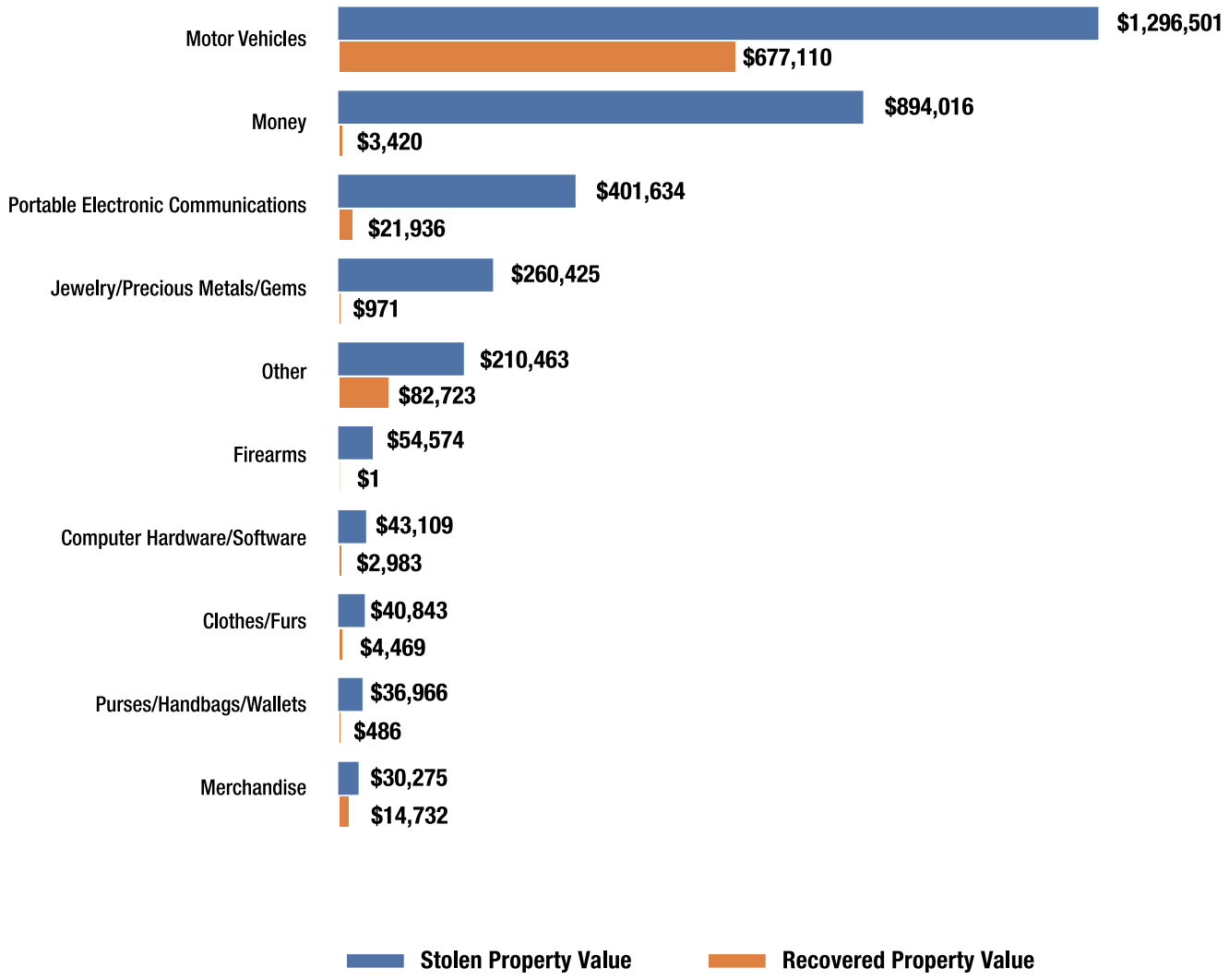

CRIMES OF VIOLENCE – ROBBERY

ROBBERY VICTIMS BY AGE

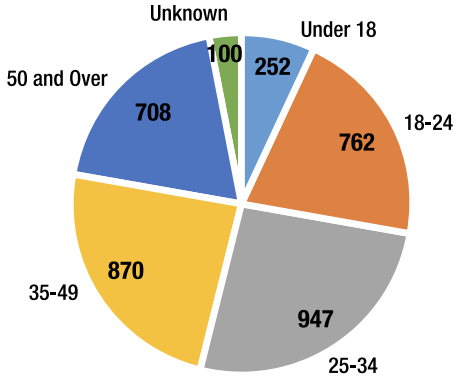

ROBBERY OFFENDERS BY AGE

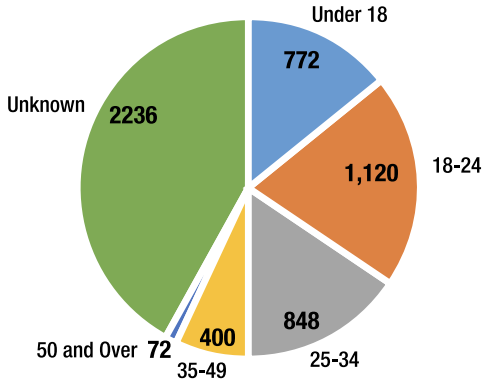

ROBBERY VICTIMS BY SEX

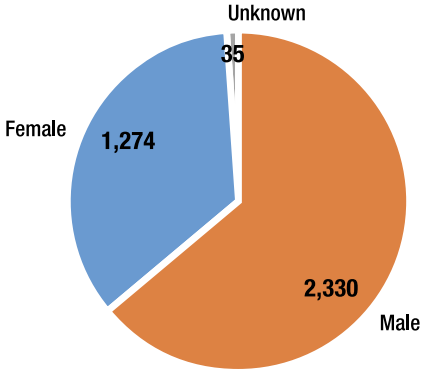

ROBBERY OFFENDERS BY SEX

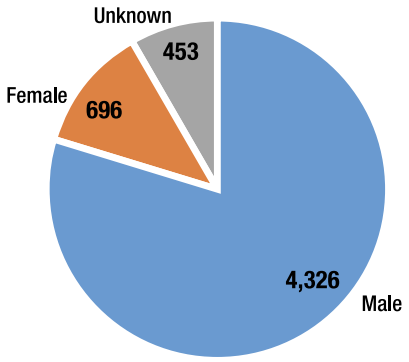

ROBBERY VICTIMS BY RACE

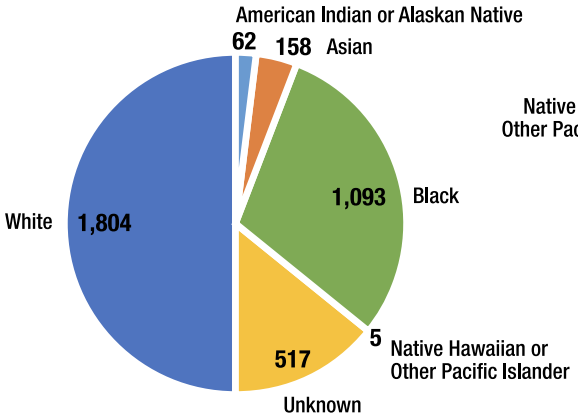

ROBBERY OFFENDERS BY RACE

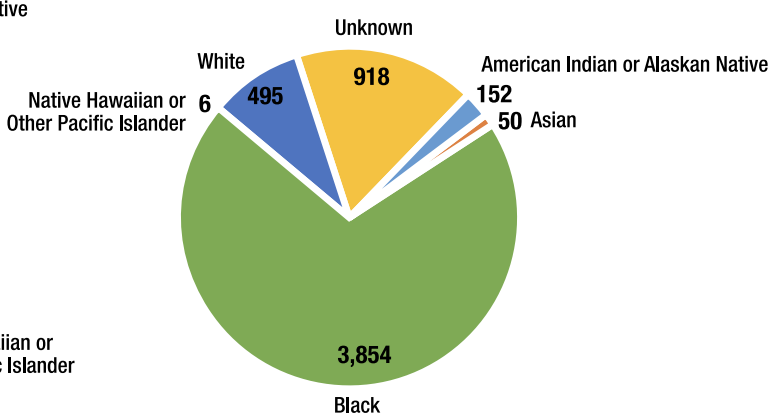

CARJACKING

A carjacking is a robbery where the property stolen by force is a motor vehicle.

There were 598 carjackings reported in 2022 and 779 in 2021, a decrease of 23.2 percent. Of the 598 carjackings reported in 2022, 128 were cleared by arrest or exceptional means with 43 of these by the arrest of a juvenile only. The crime rate for carjacking for 2022 was 10.5 per 100,000 population.

Incidents: 598	Victims: 704	Offenses: 598	Completed: 598	Attempted: 0

CARJACKINGS BY AGENCY 2022

Agency	Incident Count
Anoka Police Dept	1
Apple Valley Police Dept	3
Blaine Police Dept	1
Bloomington Police Dept	5
Brooklyn Center Police Dept	8
Brooklyn Park Police Dept	9
Burnsville Police Dept	2
Columbia Heights Police Dept	2
Coon Rapids Police Dept	2
Crystal Police Dept	1
Duluth Police Dept	1
Eden Prairie Police Dept	1
Edina Police Dept	1

Agency	Incident Count
Fridley Police Dept	1
Golden Valley Police Dept	3
Hopkins Police Dept	1
Lakeville Police Dept	1
Maplewood Police Dept	4
Minneapolis Police Dept	470
Minnetonka Police Dept	2
Moorhead Police Dept	1
New Hope Police Dept	1
Owatonna Police Dept	1
Plymouth Police Dept	2
Richfield Police Dept	4
Robbinsdale Police Dept	2

Agency	Incident Count
Rochester Police Dept	1
Roseville Police Dept	4
Sherburne County Sheriff	1
St Cloud Police Dept	1
St Louis Park Police Dept	4
St Paul Police Dept	53
Washington County Sheriff	1
West St Paul Police Dept	1
Woodbury Public Safety	1
Wright County Sheriff	1
Total Carjackings	**598**

CRIMES OF VIOLENCE – CARJACKING

CARJACKING OFFENDERS BY AGE

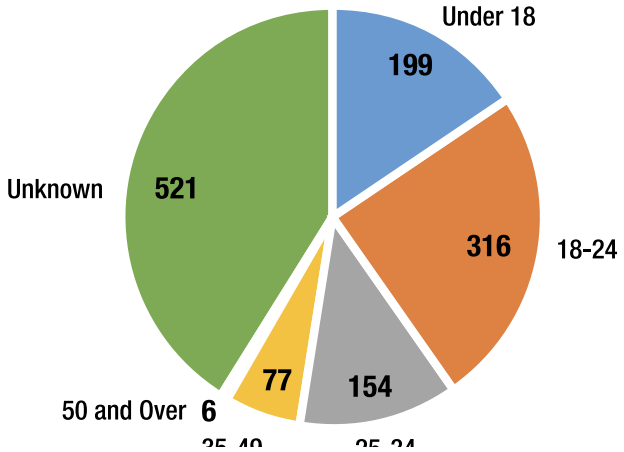

CARJACKING VICTIMS INJURED VS. UNINJURED

CARJACKING VICTIM INJURY TYPE

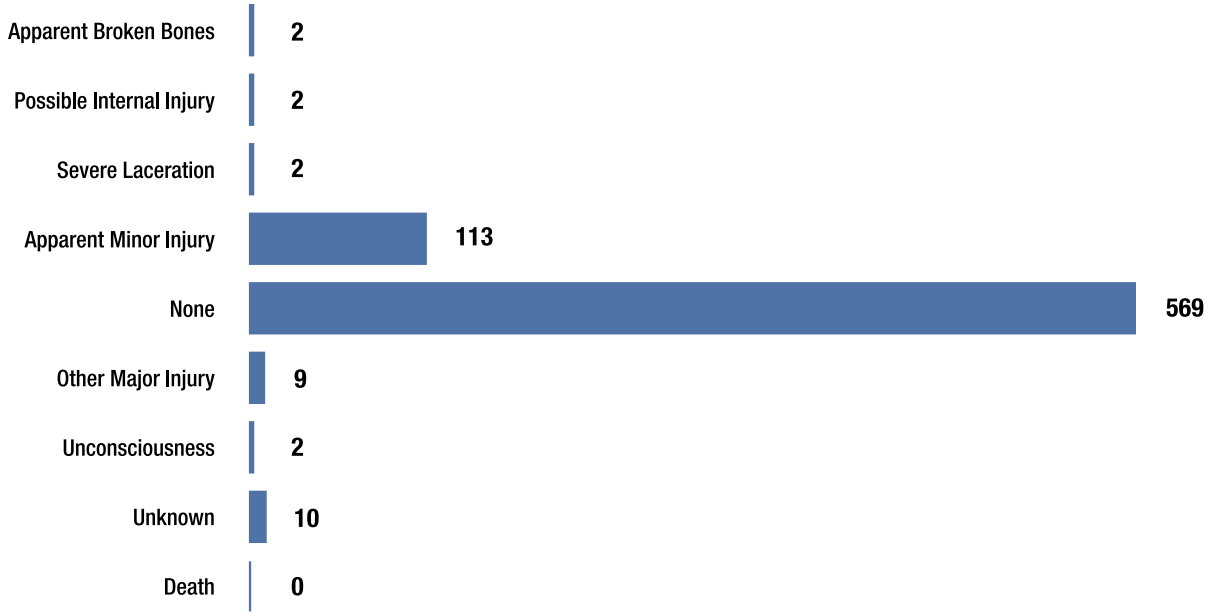

CRIMES OF VIOLENCE – CARJACKING

TYPE WEAPON OR FORCE INVOLVED

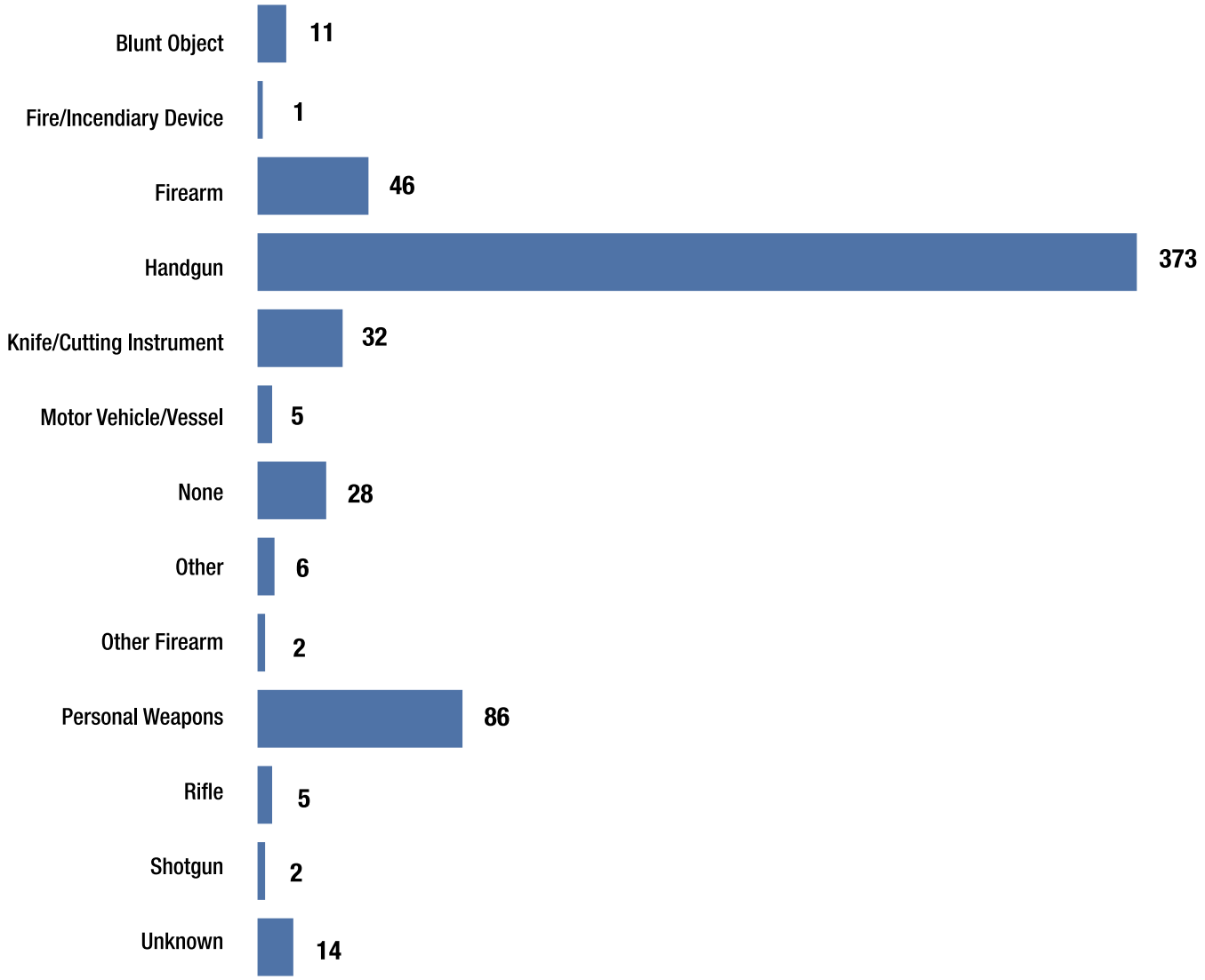

AGGRAVATED ASSAULT

An aggravated assault is an unlawful attack by one person upon another wherein the offender uses a dangerous weapon or displays it in a threatening manner or the victim suffers obvious severe or aggravated bodily injury, or where there was a risk for serious injury/intent to seriously injure.

SUMMARY AGGRAVATED ASSAULT INFORMATION

For 2022 there were 10,342 aggravated assaults reported. 5,127 were cleared by arrest or exceptional means with 471 of these by the arrest of a juvenile only. The 2022 crime rate for aggravated assault was 180.9 per 100,000 population.

Incidents: 8,579	Victims: 10,342	Offenses: 10,342	Completed: 10,342	Attempted: 0

VICTIM OFFENDER RELATIONSHIP

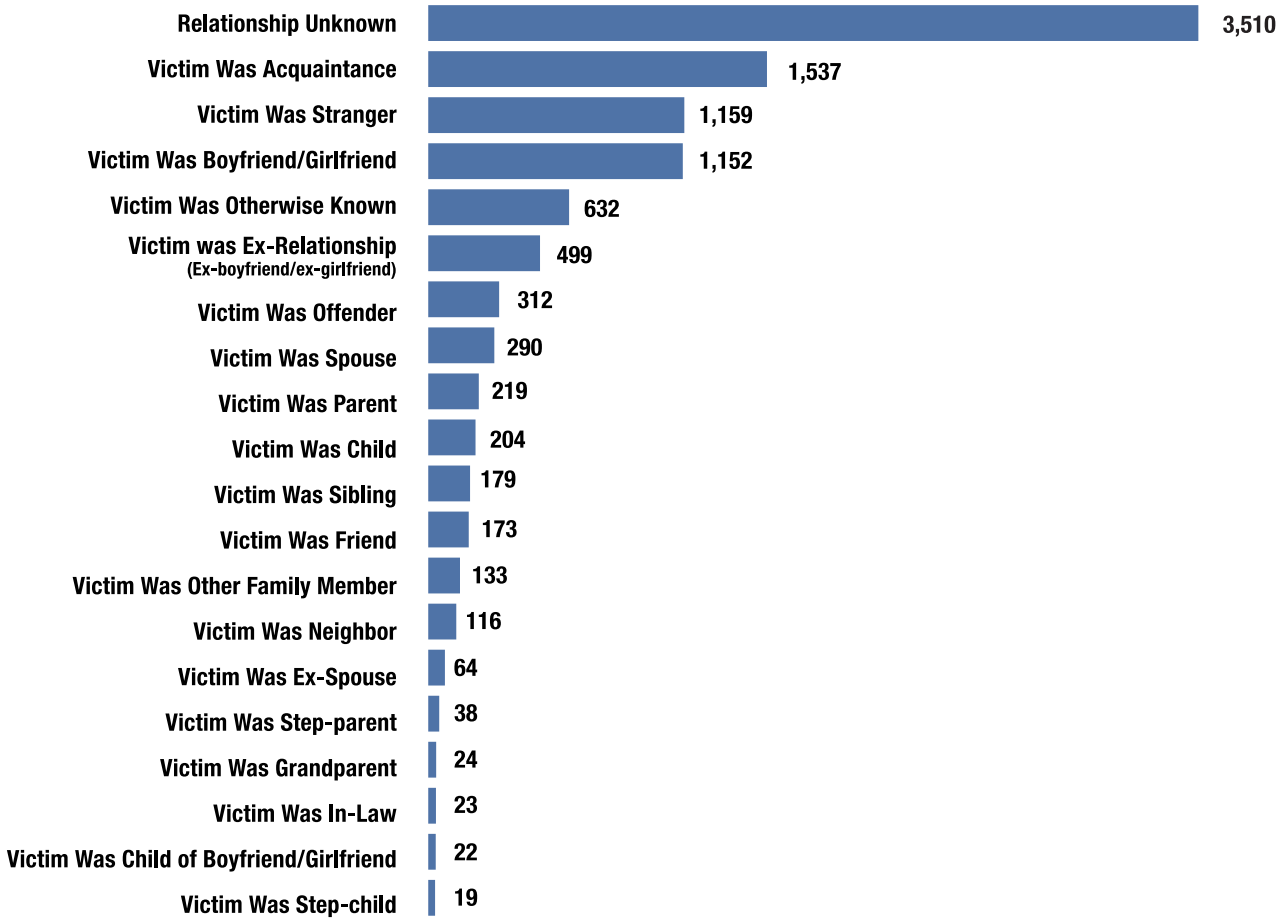

CRIMES OF VIOLENCE – AGGRAVATED ASSAULT

TYPE WEAPON OR FORCE INVOLVED

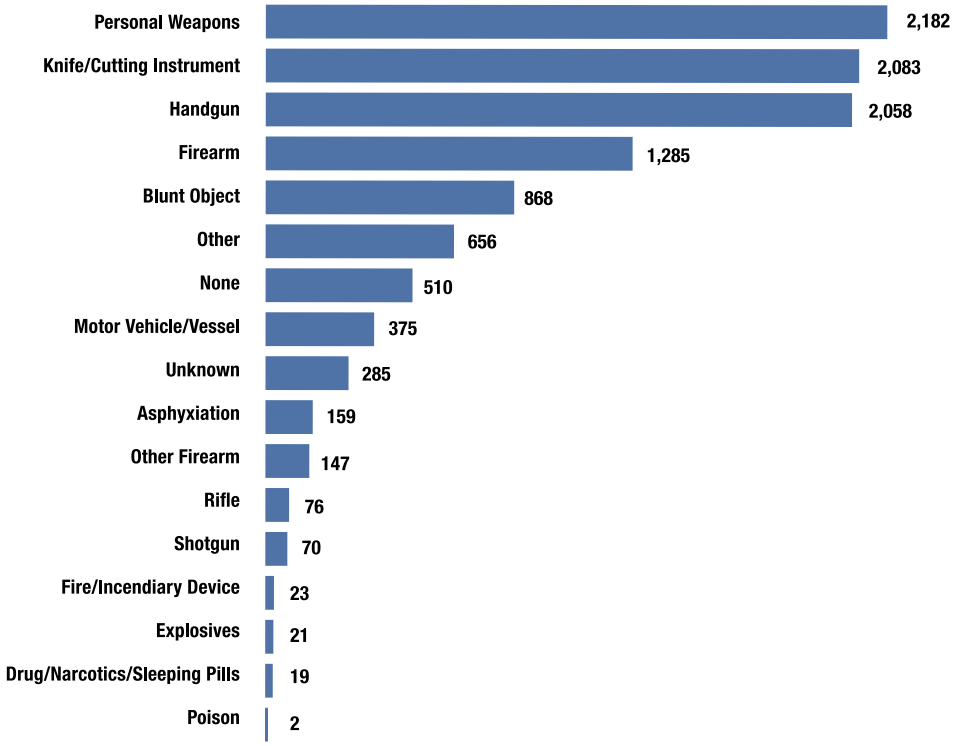

LOCATION TYPE

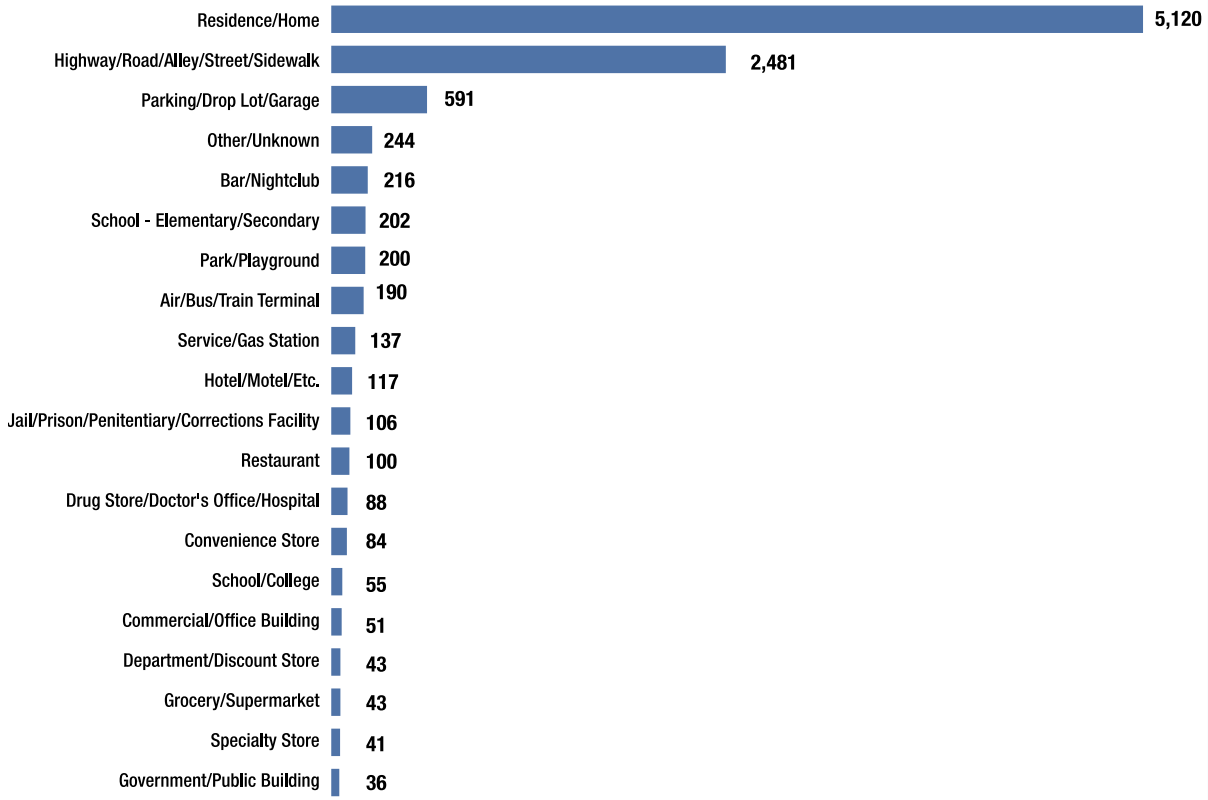

CRIMES OF VIOLENCE – AGGRAVATED ASSAULT

AGGRAVATED ASSAULT VICTIMS BY AGE

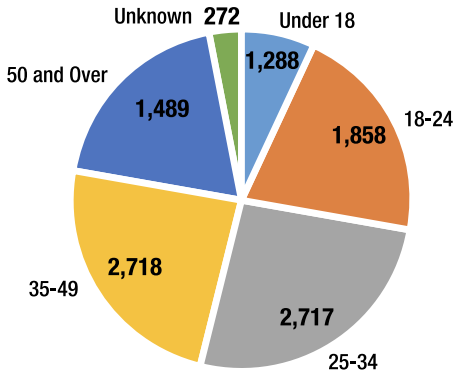

AGGRAVATED ASSAULT OFFENDERS BY AGE

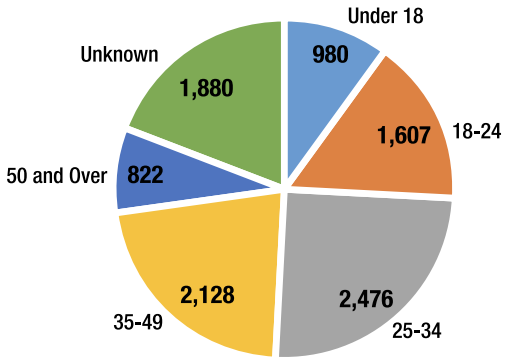

AGGRAVATED ASSAULT VICTIMS BY SEX

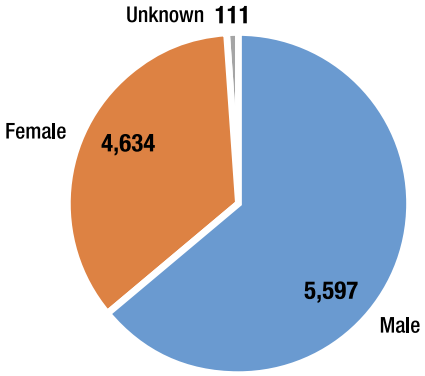

AGGRAVATED ASSAULT OFFENDERS BY SEX

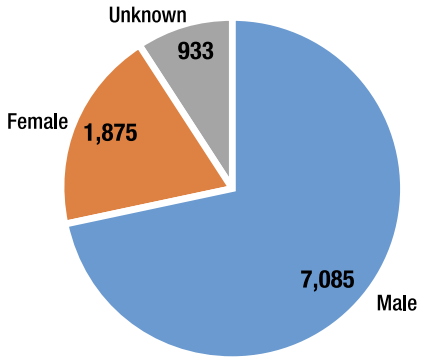

AGGRAVATED ASSAULT VICTIMS BY RACE

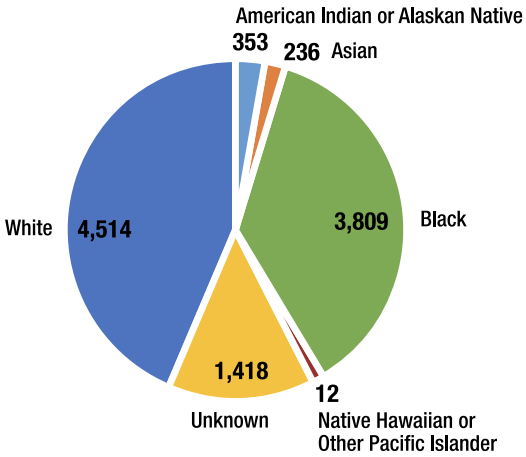

AGGRAVATED ASSAULT OFFENDERS BY RACE

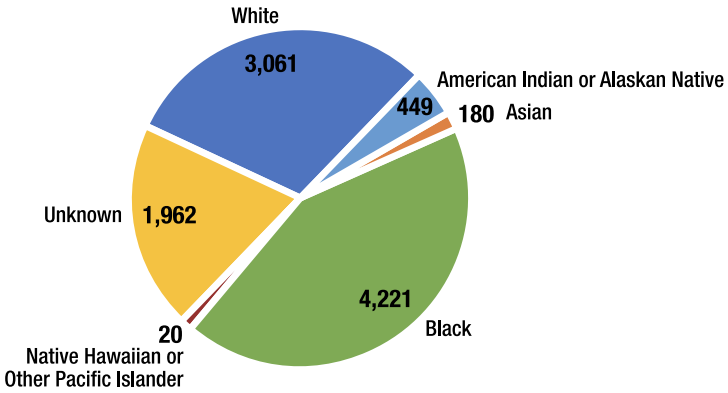

BURGLARY

Burglary is the unlawful entry into a building or some other structure to commit a felony or a theft. By definition, a structure has four walls, a roof, and a door. Structure also includes any house trailer or other mobile unit permanently fixed as an office, residence, or storehouse. Tents, tent trailers, motor-homes, house trailers or any other mobile unit used for recreation purposes are not structures.

SUMMARY BURGLARY INFORMATION

There were 12,144 burglaries reported in 2022 with 14,445 victims. 1,733 burglaries were cleared by arrest or exceptional means with 108 of these by arrest of a juvenile only. For 2022 the crime rate was 212.4 per 100,000 population.

Incidents: 12,144	Victims: 14,445	Offenses: 12,144	Completed: 11,682	Attempted: 462

VICTIM TYPE

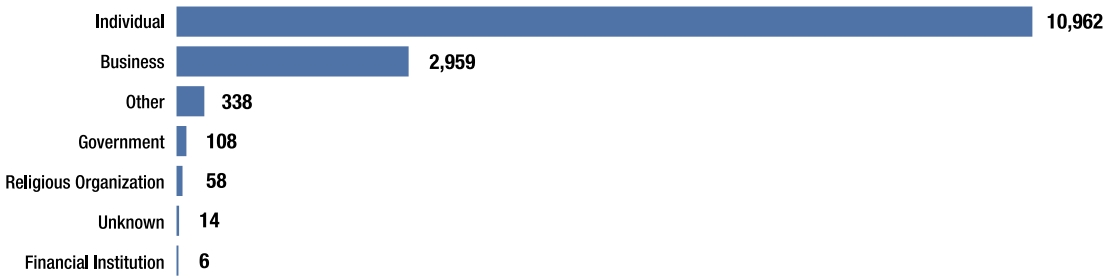

LOCATION TYPE

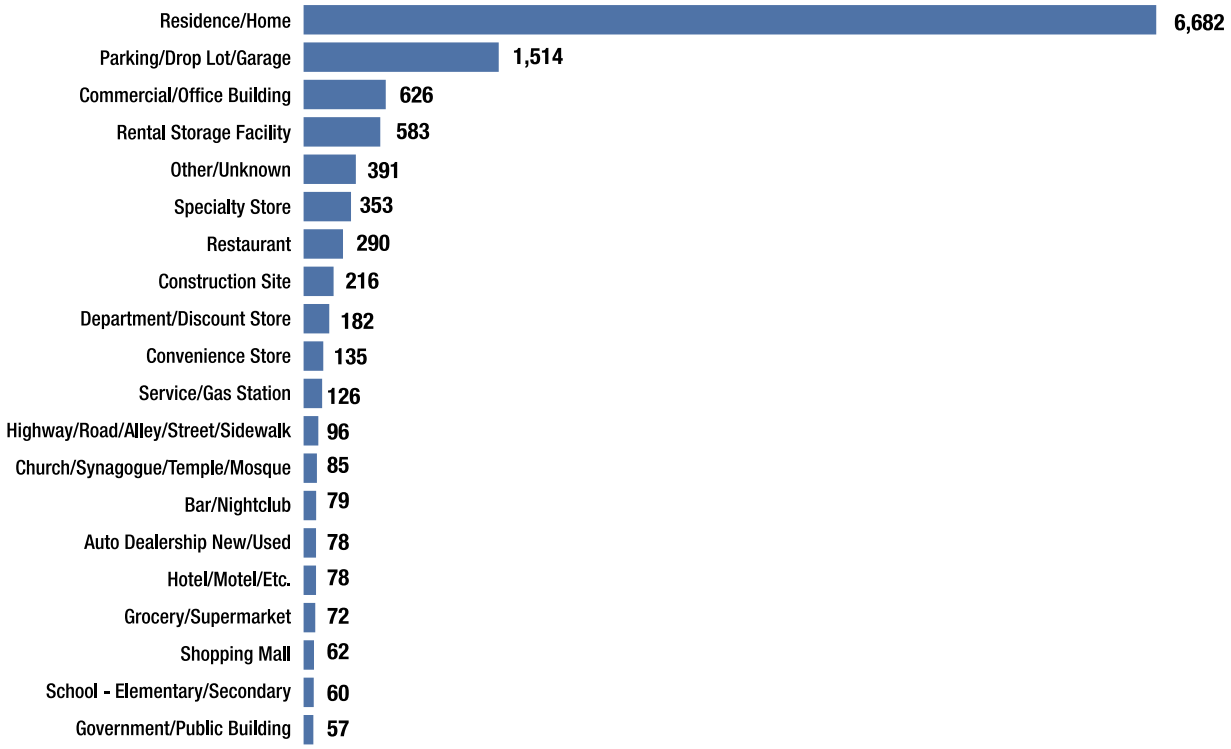

PROPERTY CRIMES – BURGLARY

PROPERTY DESCRIPTION

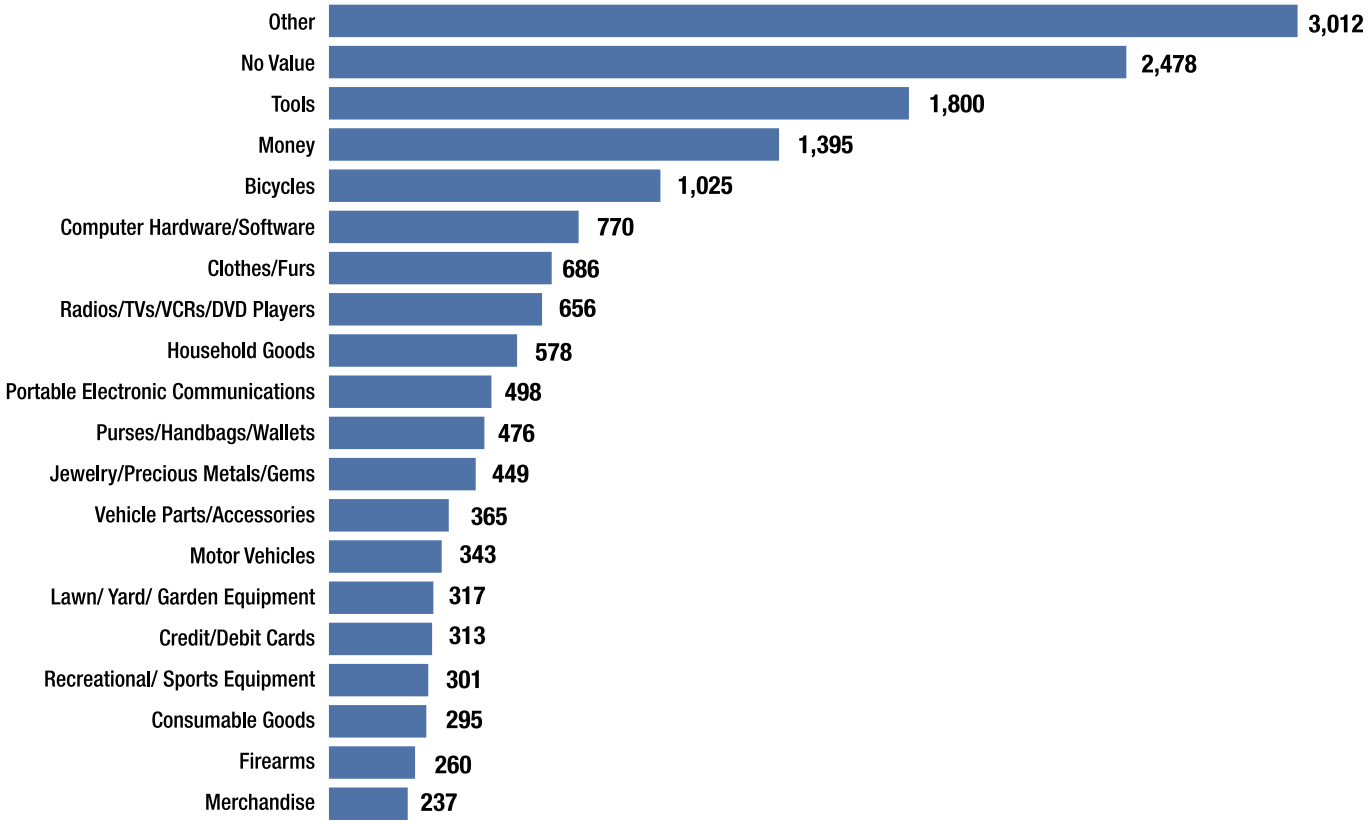

PROPERTY LOSS

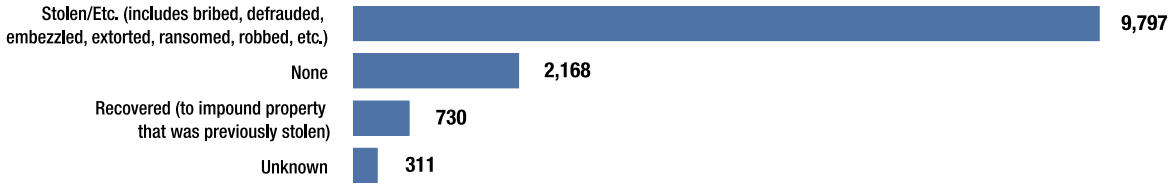

PROPERTY CRIMES – BURGLARY

STOLEN AND RECOVERED PROPERTY VALUE

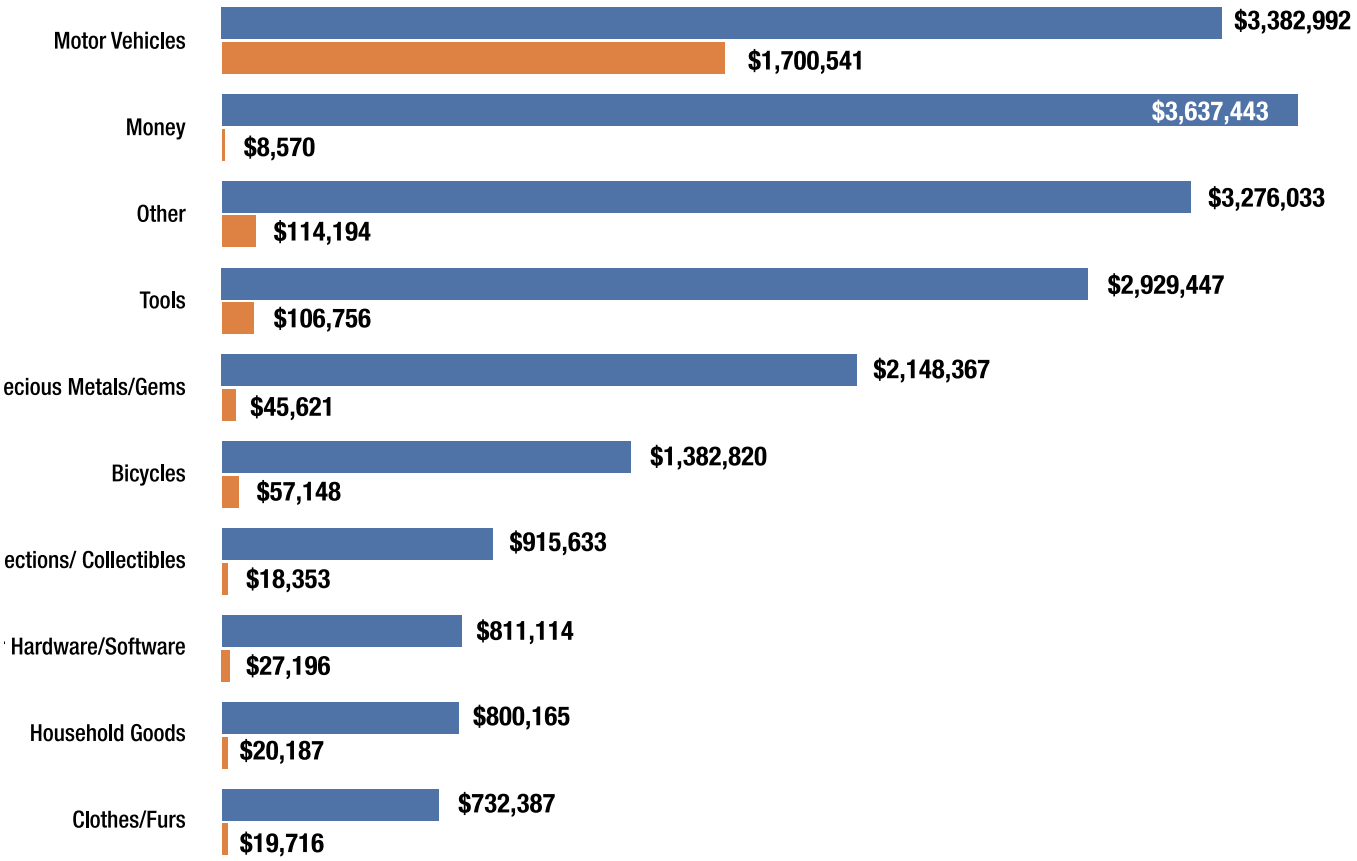

LARCENY/THEFT

Larceny is the unlawful taking, carrying, leading, or riding away of property from the possession or constructive possession of another person.

SUMMARY LARCENY/THEFT INFORMATION

For 2022 there were 84,830 thefts reported, with 88,206 victims. 14,451 thefts were cleared by arrest or exceptional means, and 808 of these by arrest of a juvenile only. The 2022 crime rate for thefts was 1,483.8 per 100,000 population.

Incidents: 84,688	Victims: 88,206	Offenses: 84,830	Completed: 84,193	Attempted: 637

LARCENY/THEFT TYPES

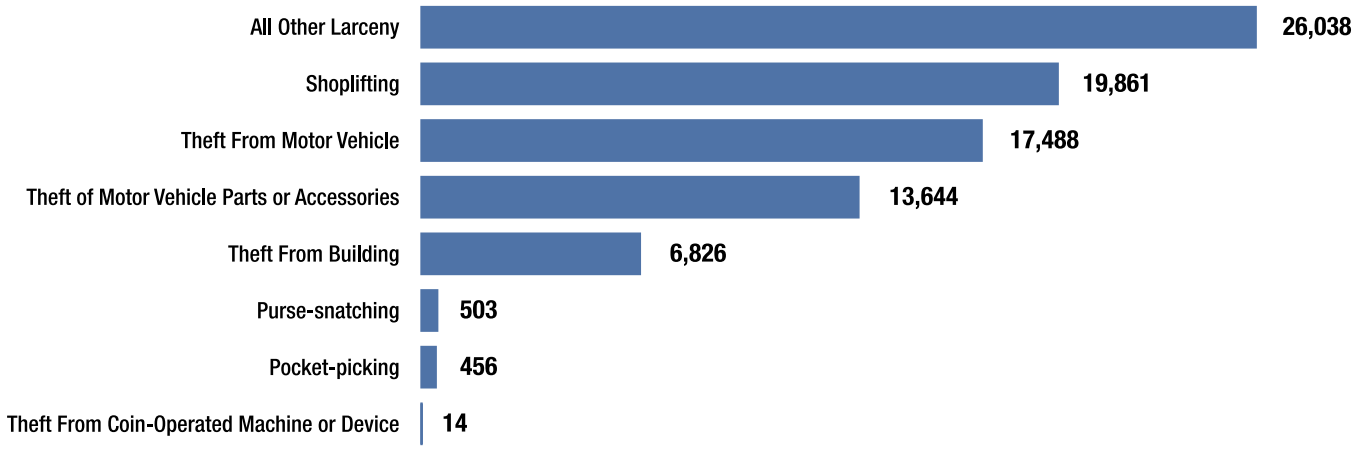

LARCENY/THEFT VICTIM TYPES

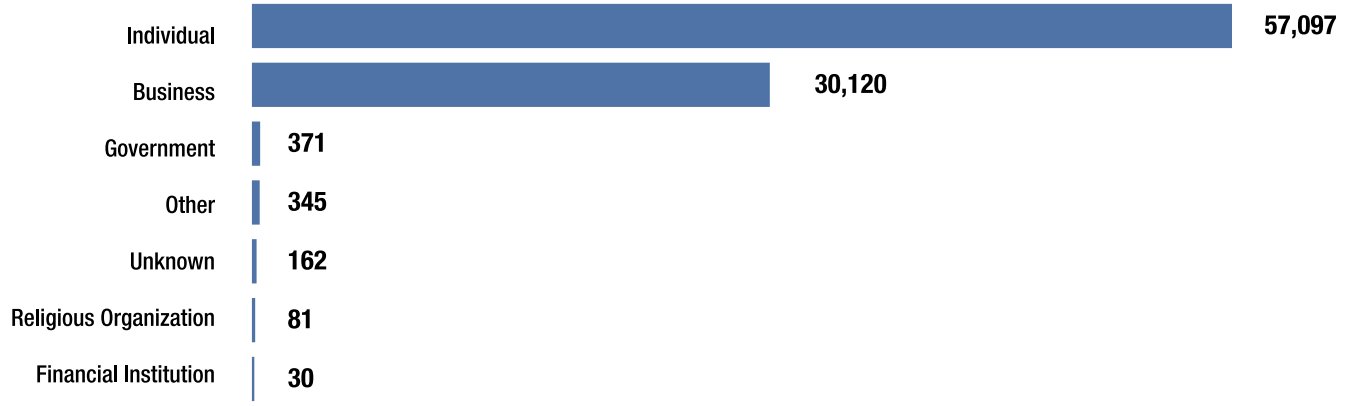

PROPERTY CRIMES – LARCENY/THEFT

LOCATION TYPE

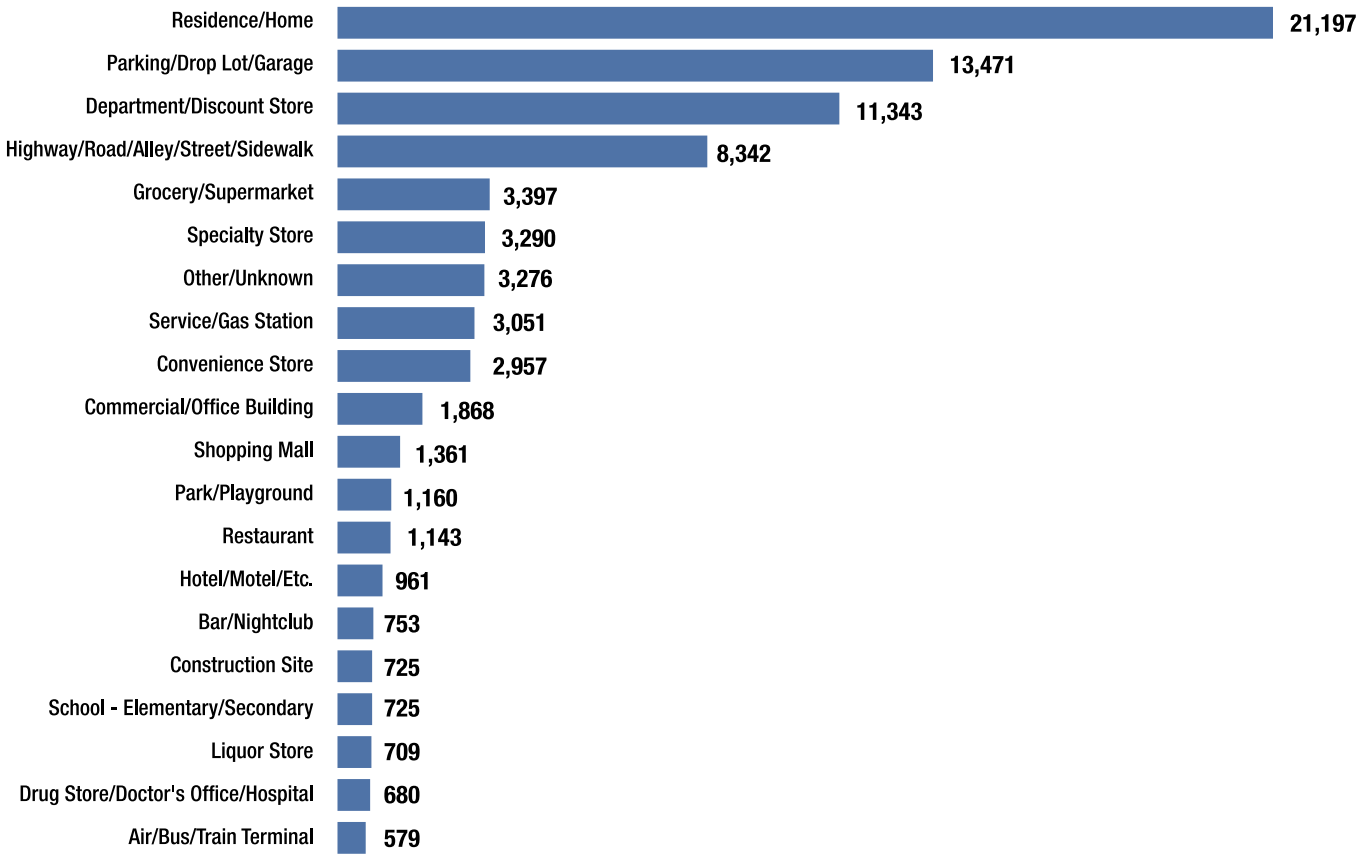

PROPERTY CRIMES – LARCENY/THEFT

PROPERTY TYPE

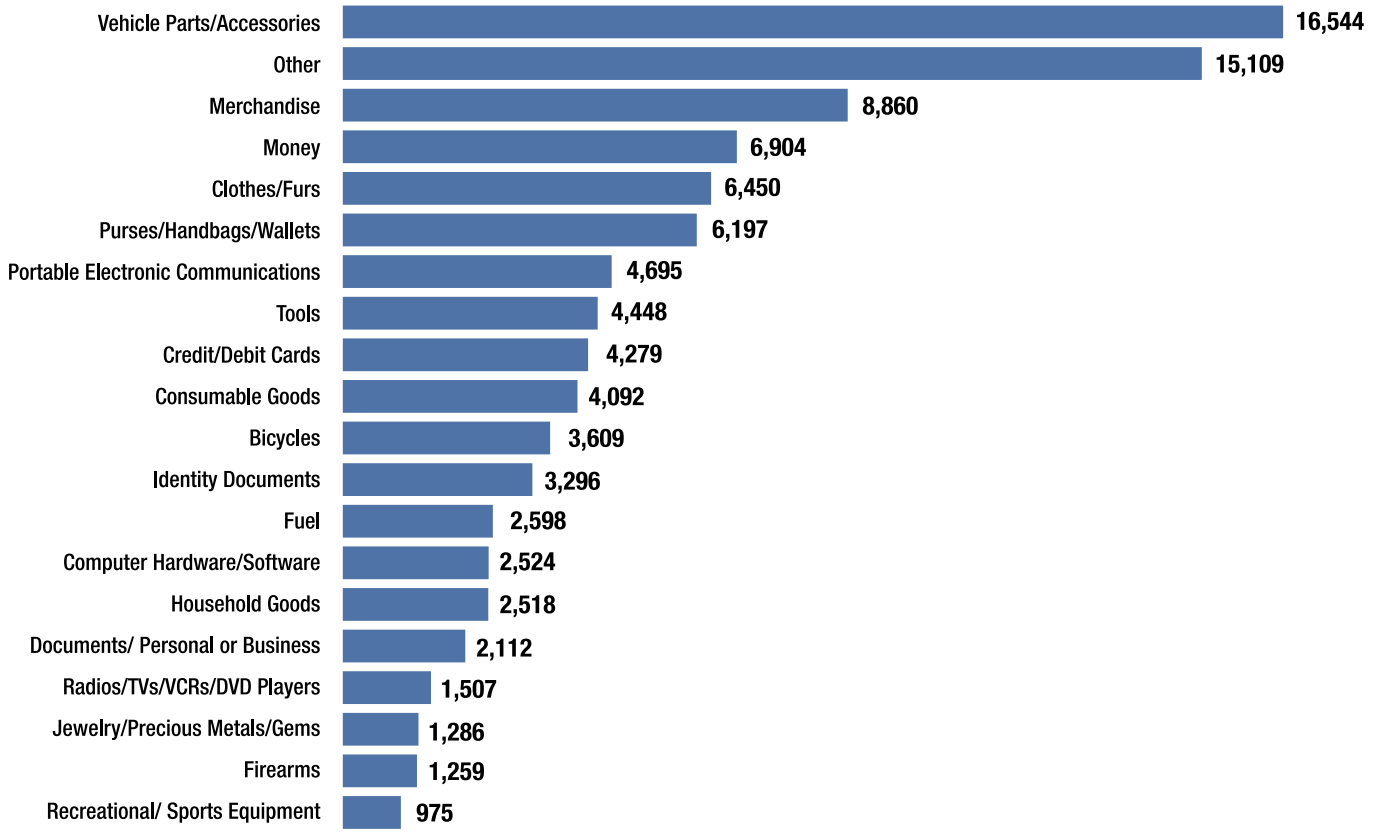

PROPERTY LOSS



STOLEN AND RECOVERED PROPERTY VALUE

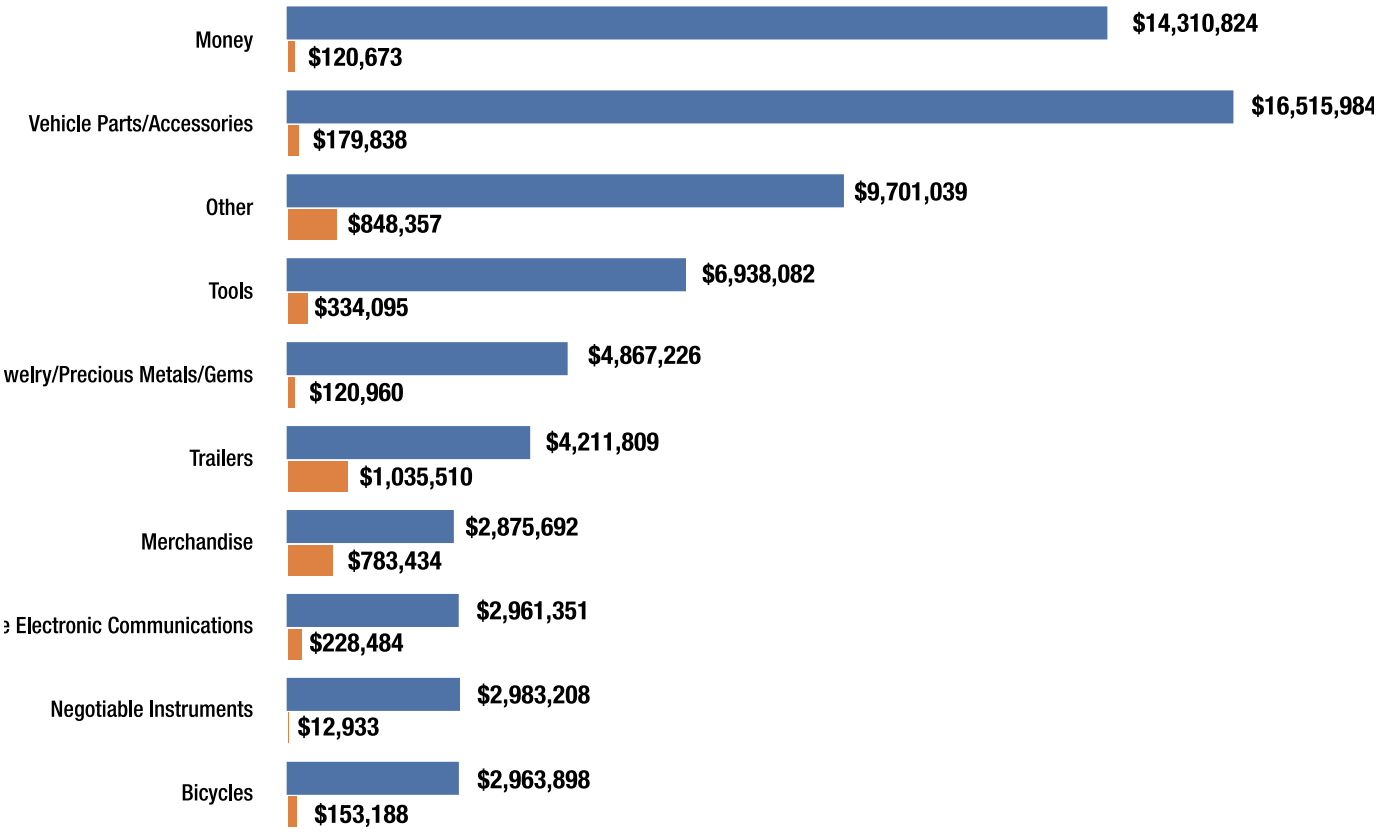

MOTOR VEHICLE THEFT

The theft of a motor vehicle. Typically auto theft occurs when the owner of the vehicle is not around and the vehicle itself is unoccupied. A carjacking is when the vehicle is taken by force (robbery) while the driver or passengers are entering or within the vehicle.

SUMMARY MOTOR VEHICLE THEFT INFORMATION

For 2022, 16,743 motor vehicle thefts were reported. 1,153 were cleared by arrest with 155 of these by arrest of a juvenile only. The crime rate for motor vehicle theft was 292.9 per 100,000.

Incidents: 16,504	Victims: 17,077	Offenses: 16,743	Completed: 15,790	Attempted: 714

VICTIM TYPE



LOCATION TYPE

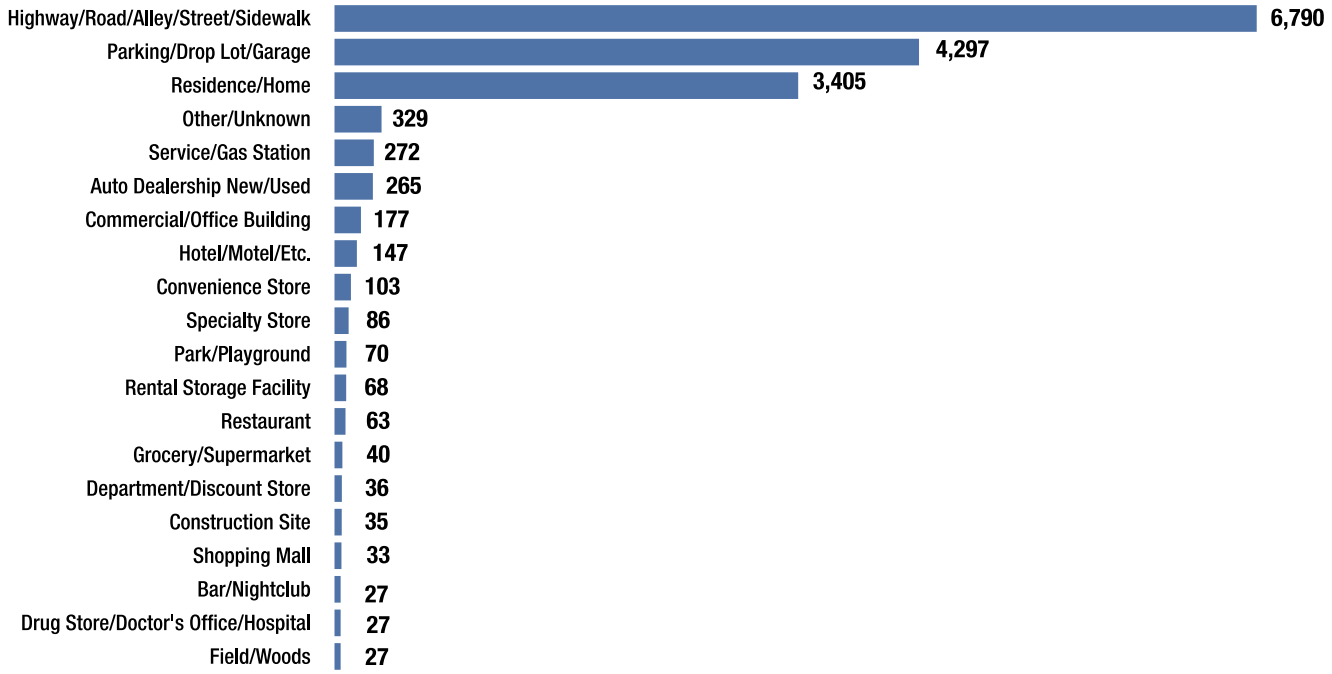

PROPERTY CRIMES – MOTOR VEHICLE THEFT

PROPERTY TYPE

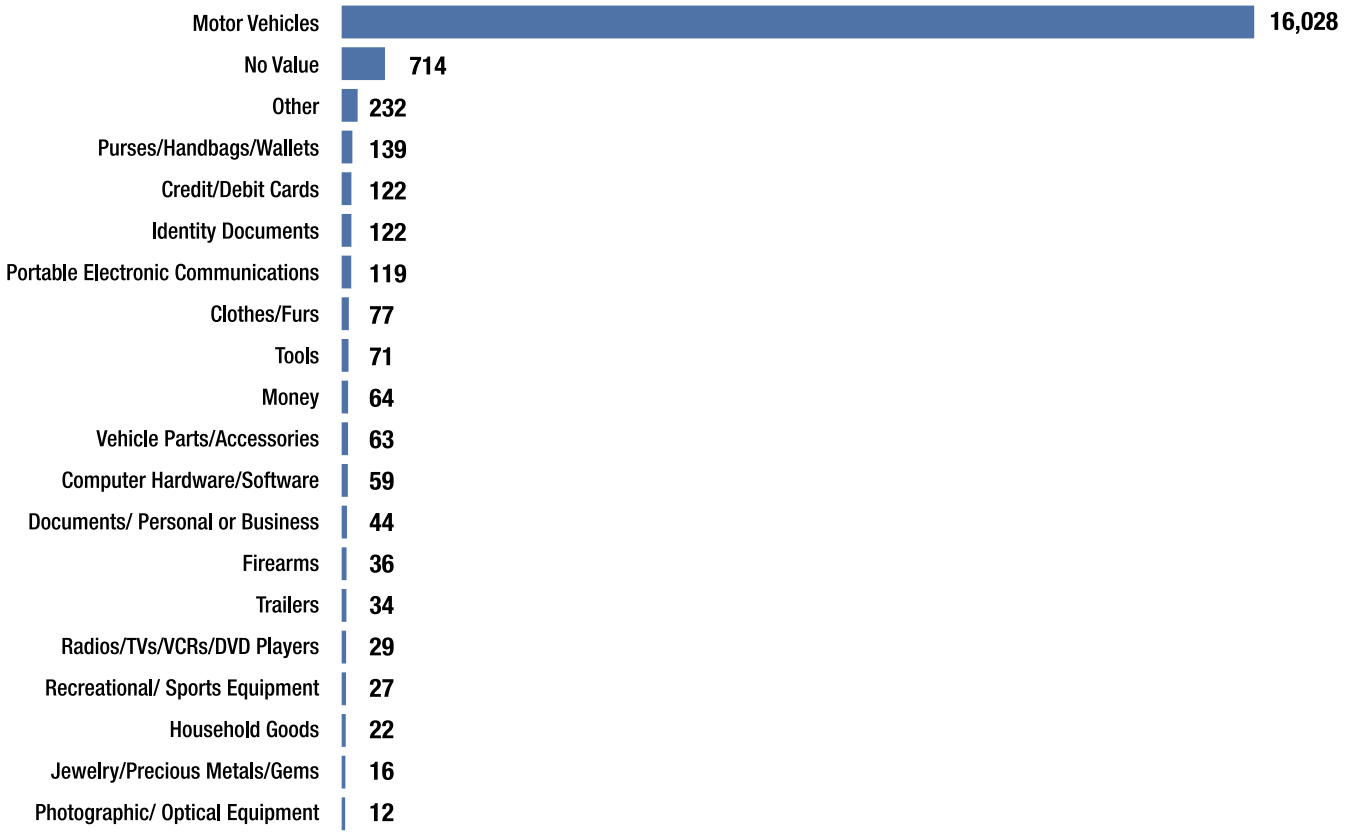

PROPERTY LOSS

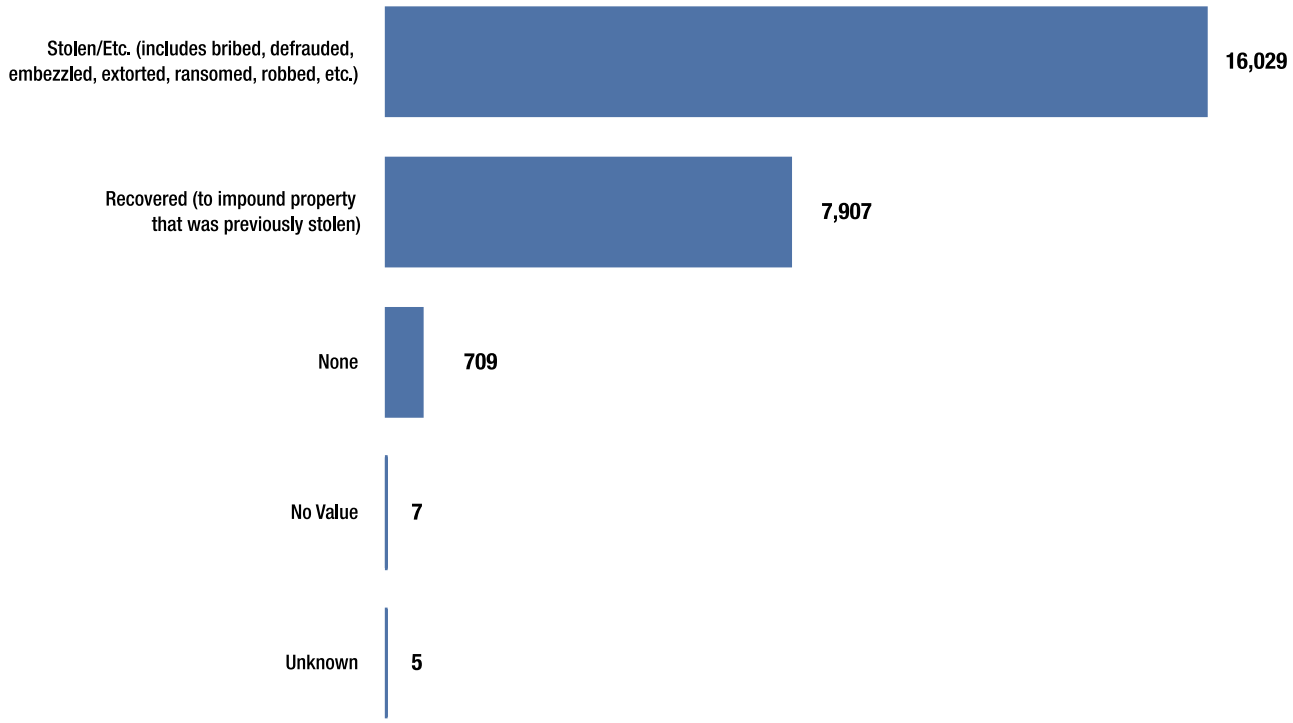

STOLEN AND RECOVERED PROPERTY VALUE

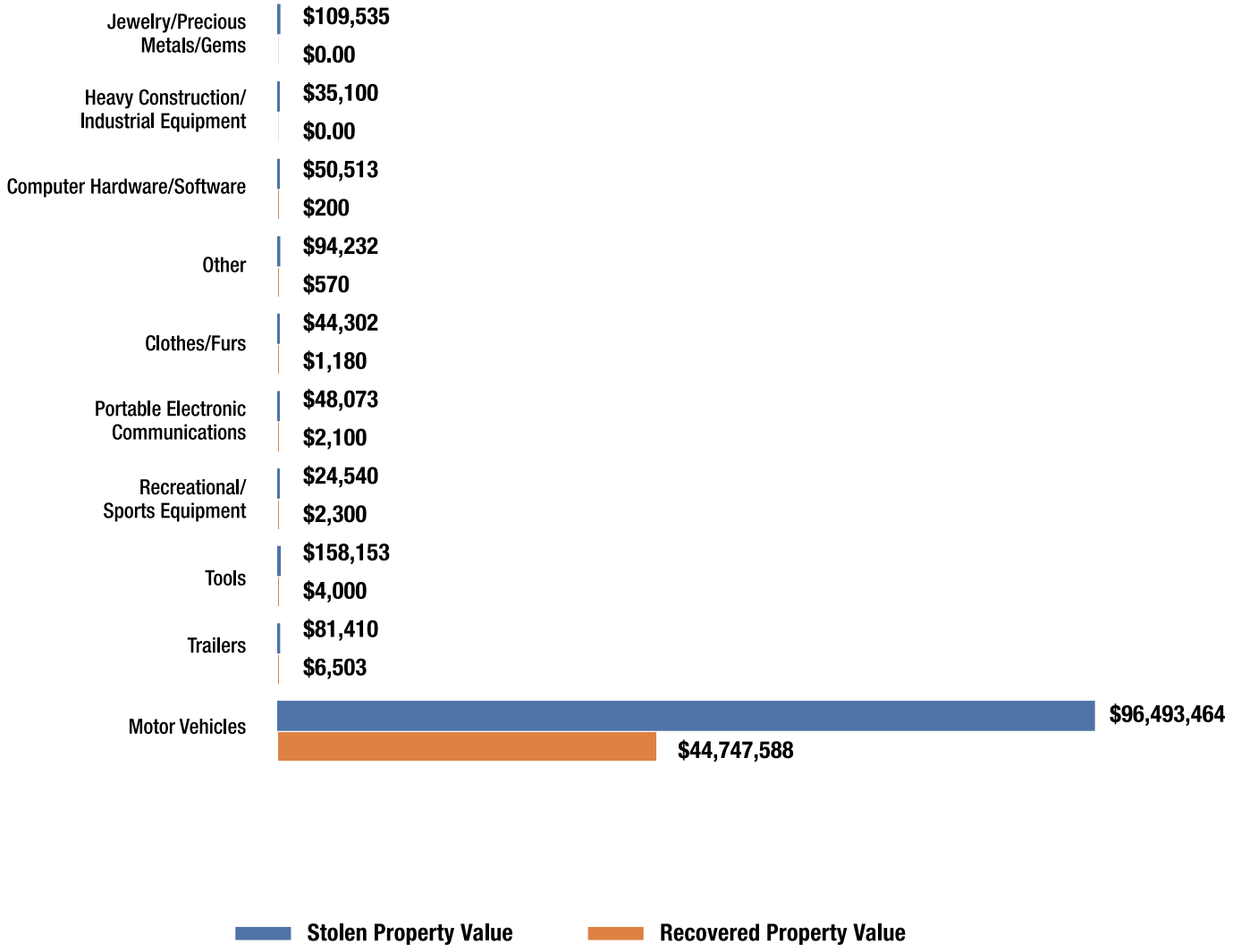

ARSON

Arson includes unlawfully and intentionally damaging or attempting to damage any real or personal property of another person or entity by fire or incendiary device.

SUMMARY ARSON INFORMATION

For 2022, there were 628 arsons reported, 609 were completed and 19 were attempted. 135 were cleared by arrest with 6 of these by arrest of a juvenile only. The 2022 crime rate for arson was 10.9 per 100,000 population.

Incidents: 628	Victims: 731	Offenses: 628	Completed: 609	Attempted: 19

LOCATION TYPE

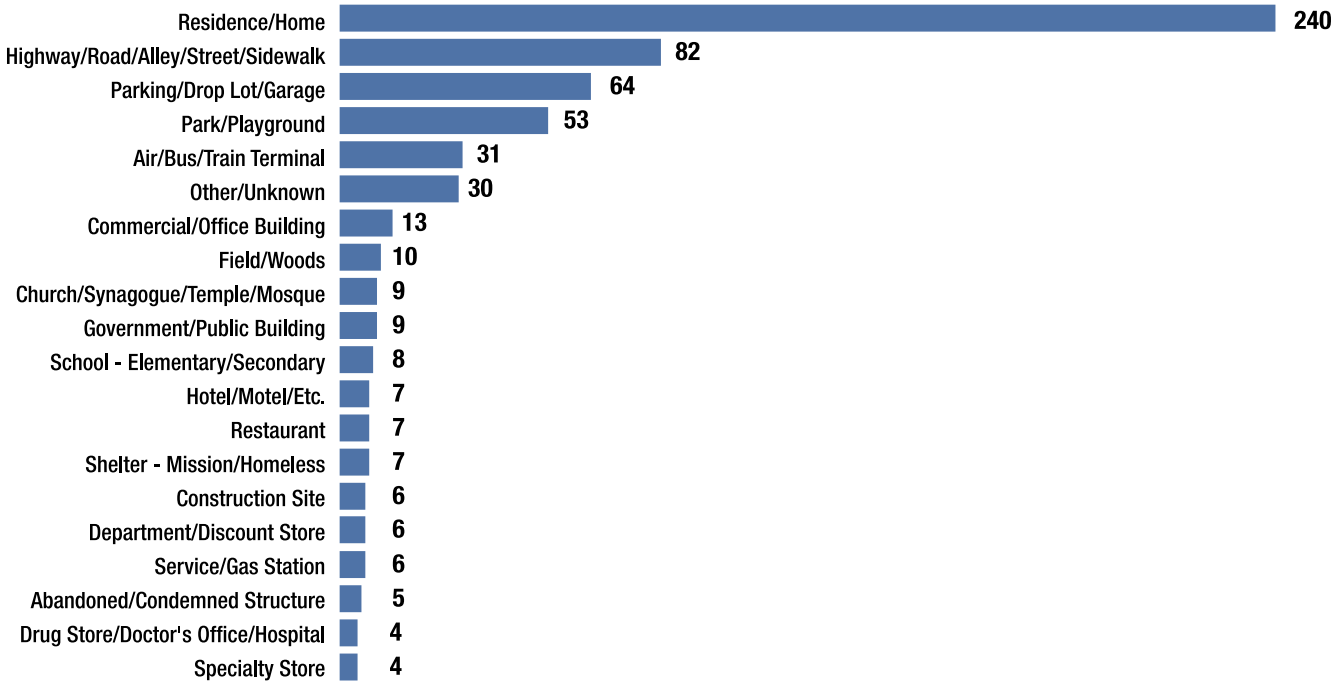

VICTIM TYPE

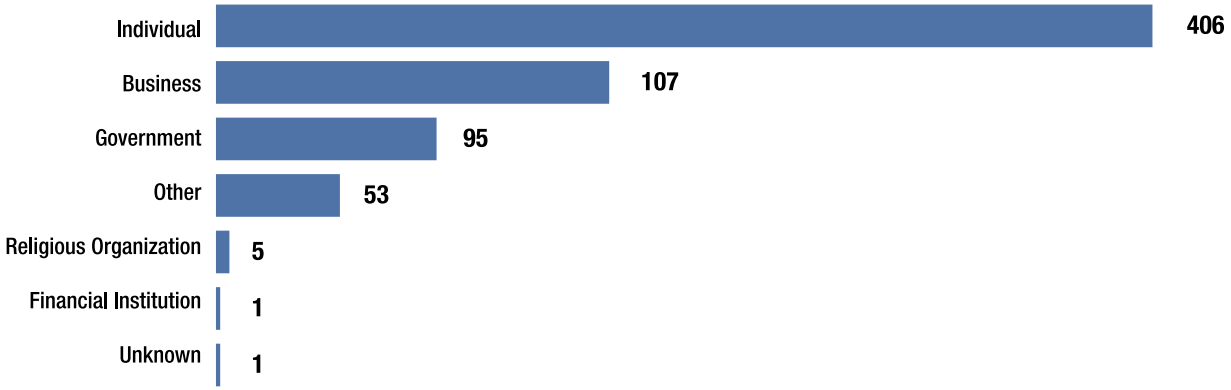

PROPERTY CRIMES – ARSON

PROPERTY TYPE

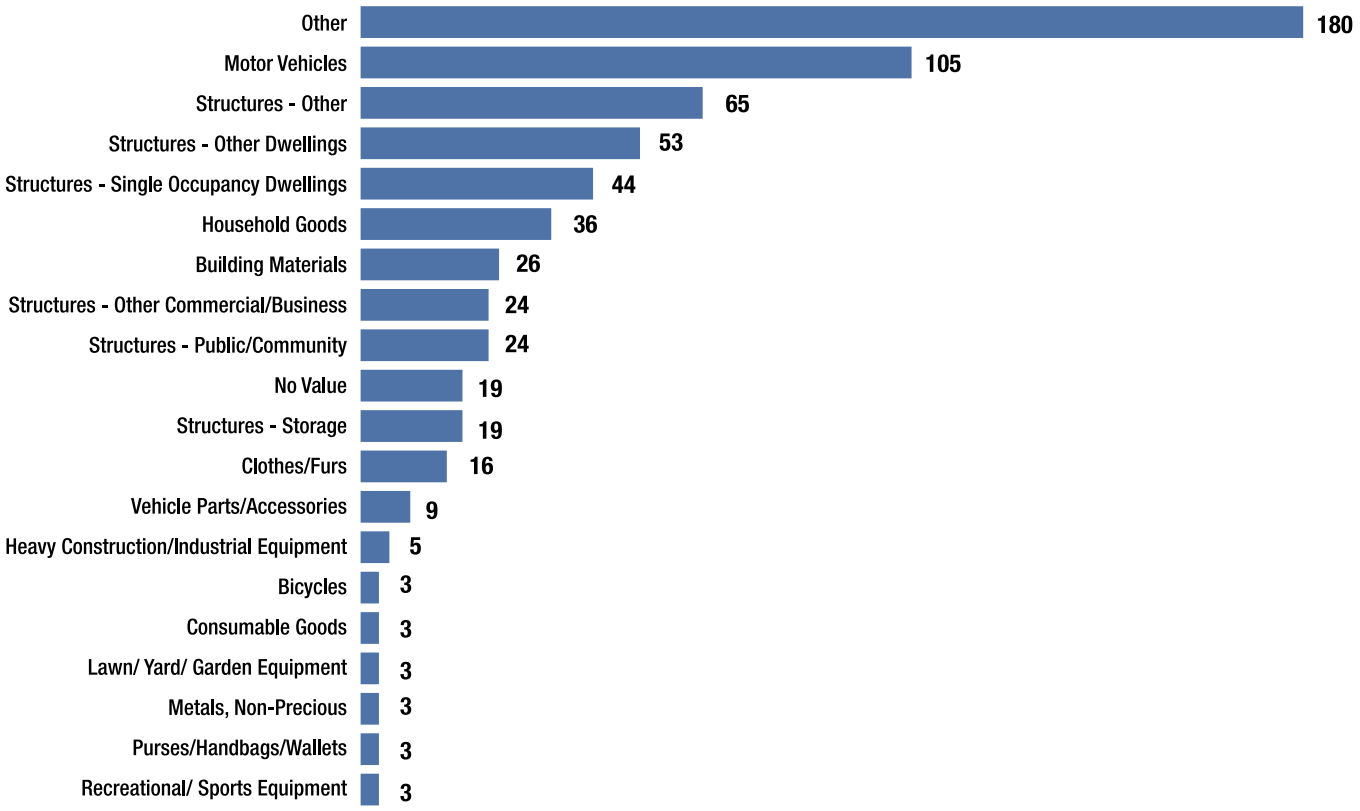

PROPERTY LOSS

ARRESTS OVERVIEW

There were 112,581 arrests for criminal offenses in Minnesota in 2022, with 81,880 males and 30,701 females arrested.

There are significant factors to consider when evaluating arrest data:

- There can be multiple persons arrested for the same offense.
- An arrest of one or more persons can be reported for an offense that occurred during a previous reporting period.

JUVENILE ARRESTS

Juvenile arrests include individuals under 18 years of age at the time of arrest. Juveniles constitute 9.4% (10,545) of all arrests during 2022:

- 12.5% of Murder arrests
- 16.3% of Rape arrests
- 28.8% of Robbery arrests
- 10.3% of Aggravated Assault arrests
- 11.1% of Burglary arrests
- 9.3% of Larceny arrests
- 21.3% of Motor Vehicle Theft arrests
- 8.2% of Arson arrests

PERSON CRIMES ARRESTS

Crime Category	Offense	Arrests
Assault Offenses	Simple Assault	9,989
	Aggravated Assault	3,954
	Intimidation	2,894
Sex Offenses	Fondling	447
	Rape	412
	Sodomy	69
	Sexual Assault With An Object	21
Homicide Offenses	Murder & Non-negligent Manslaughter	176
	Negligent Manslaughter	45
Kidnapping/Abduction	Kidnapping/Abduction	116
Human Trafficking	Human Trafficking, Commercial Sex Acts	58

ARRESTS OVERVIEW

Arrestee Armed With	Arrests
Unarmed	17,035
Lethal Cutting Instrument	609
Handgun	269
Club/Blackjack/Brass Knuckles	123
Firearm (type not stated)	71
Other Firearm	46
Rifle	26
Shotgun	19

Disposition of Arrestee Under 18	Arrests
Referred to Other Authorities (turned over to juvenile court, probation department, welfare agency, other police agency, criminal or adult court, etc.)	1,882
Handled Within Department (released to parents, released with warning, etc.)	542

PROPERTY CRIMES ARRESTS

Crime Category	Offense	Arrests
Larceny/Theft Offenses	Shoplifting	11,432
	All Other Larceny	2,066
	Theft From Building	602
	Theft From Motor Vehicle	349
	Theft of Motor Vehicle Parts or Accessories	102
	Pocket-picking	41
	Purse-snatching	28
Fraud Offenses	Identity Theft	849
	False Pretenses/Swindle/Confidence Game	739
	Credit Card/Automated Teller Machine Fraud	432
	Impersonation	412
	Welfare Fraud	20
	Hacking/Computer Invasion	5
	Wire Fraud	3
Stolen Property Offenses	Stolen Property Offenses	2,189
Destruction/Damage/Vandalism of Property	Destruction/Damage/Vandalism of Property	2,036
Burglary/Breaking & Entering	Burglary/Breaking & Entering	1,660
Motor Vehicle Theft	Motor Vehicle Theft	970
Robbery	Robbery	859
Counterfeiting/Forgery	Counterfeiting/Forgery	673
Embezzlement	Embezzlement	141
Arson	Arson	110
Bad Checks	Bad Checks	8
Extortion/Blackmail	Extortion/Blackmail	3

ARRESTS OVERVIEW

Arrestee Armed With	Arrests
Unarmed	25,168
Handgun	251
Lethal Cutting Instrument	209
Firearm (type not stated)	46
Club/Blackjack/Brass Knuckles	37
Other Firearm	10
Shotgun	9
Rifle	4

Disposition of Arrestee Under 18	Arrests
Referred to Other Authorities (turned over to juvenile court, probation department, welfare agency, other police agency, criminal or adult court, etc.)	2,222
Handled Within Department (released to parents, released with warning, etc.)	628

SOCIETY CRIMES ARRESTS

Crime Category	Offense	Arrests
Drug/Narcotic Violations	Drug/Narcotic Violations	12,569
	Drug Equipment Violations	2,364
Driving Under the Influence	Driving Under the Influence	14,968
Disorderly Conduct	Disorderly Conduct	4,263
Trespass of Real Property	Trespass of Real Property	3,711
Liquor Law Violations	Liquor Law Violations	3,197
Weapon Law Violations	Weapon Law Violations	2,669
Curfew/Loitering/Vagrancy Violations	Curfew/Loitering/Vagrancy Violations	309
Pornography/Obscene Material	Pornography/Obscene Material	172
Family Offenses, Nonviolent	Family Offenses, Nonviolent	135
Prostitution Offenses	Purchasing Prostitution	78
	Prostitution	10
Animal Cruelty	Animal Cruelty	75
Gambling Offenses	Betting/Wagering	5
	Operating/Promoting/Assisting Gambling	2
	Gambling Equipment Violation	1
Drunkenness	Drunkenness	2

Arrestee Armed With	Arrests
Unarmed	42,436
Handgun	1,012
Firearm (type not stated)	323
Lethal Cutting Instrument	295
Shotgun	159
Rifle	144
Other Firearm	99
Club/Blackjack/Brass Knuckles	93

Disposition of Arrestee Under 18	Arrests
Referred to Other Authorities (turned over to juvenile court, probation department, welfare agency, other police agency, criminal or adult court, etc.)	2,811
Handled Within Department (released to parents, released with warning, etc.)	1,002

ALL OTHER OFFENSES ARRESTS

Crime Category	Arrests
All Other Offenses	24,141

Arrestee Armed With	Arrests
Unarmed	23,239
Shotgun	464
Lethal Cutting Instrument	158
Rifle	135
Handgun	59
Firearm (type not stated)	42
Other Firearm	28
Club/Blackjack/Brass Knuckles	19

Disposition of Arrestee Under 18	Arrests
Referred to Other Authorities (turned over to juvenile court, probation department, welfare agency, other police agency, criminal or adult court, etc.)	1,044
Handled Within Department (released to parents, released with warning, etc.)	414

ARREST DEMOGRAPHICS

ARRESTEE AGE

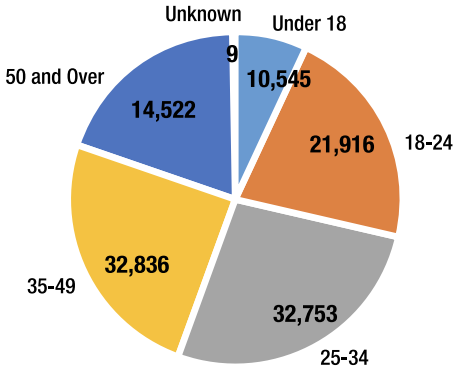

ARRESTEE SEX

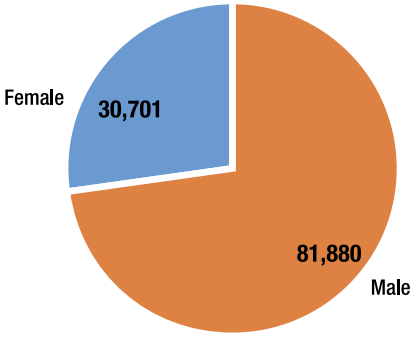

ARRESTEE RACE

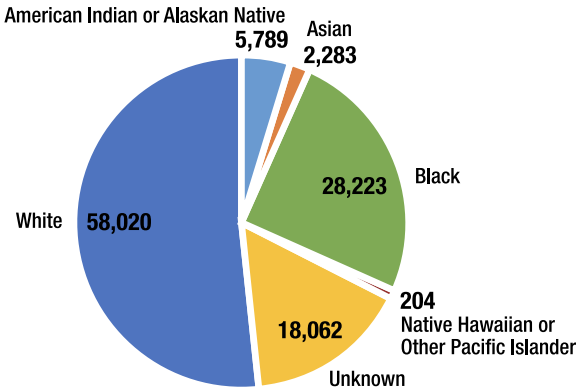

DRUG ABUSE ARRESTS

SUSPECTED DRUG TYPE

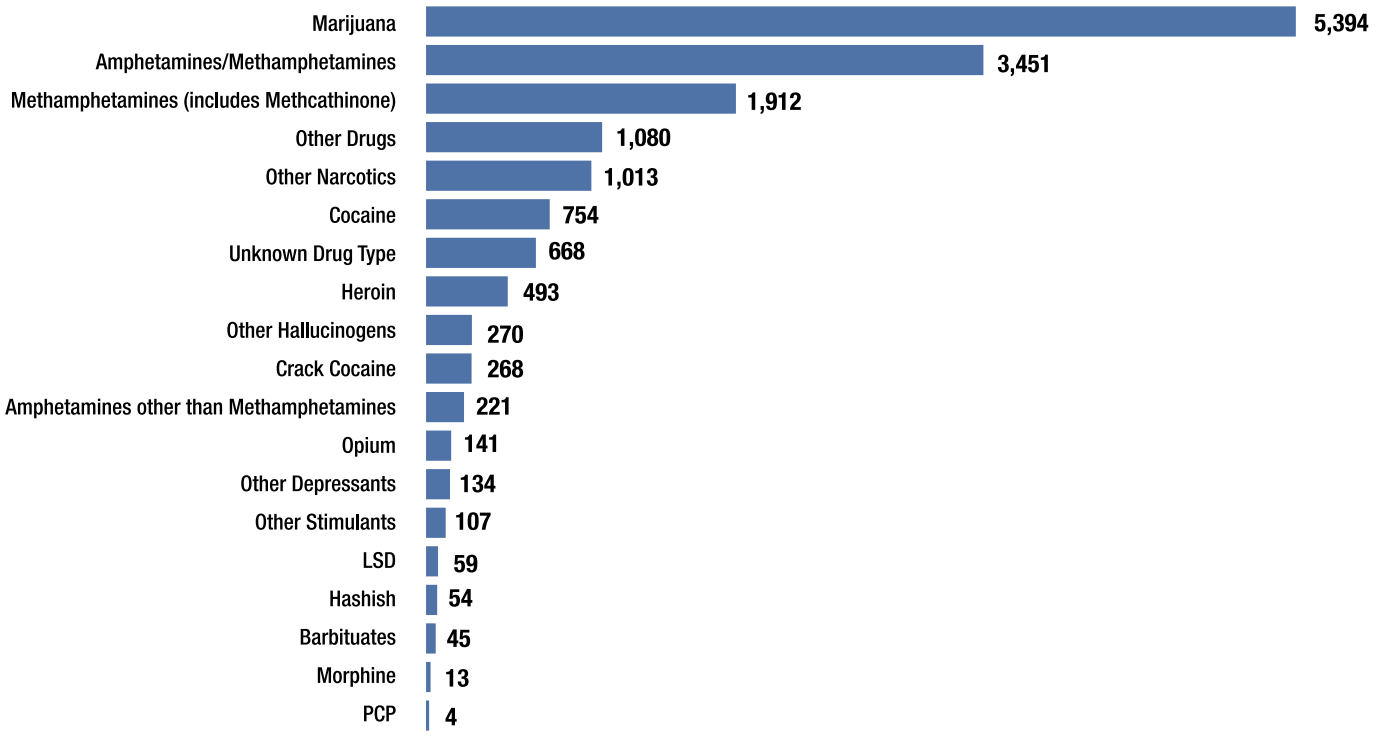

CRIMINAL ACTIVITY



ARRESTEE DEMOGRAPHICS

ARRESTEE AGE

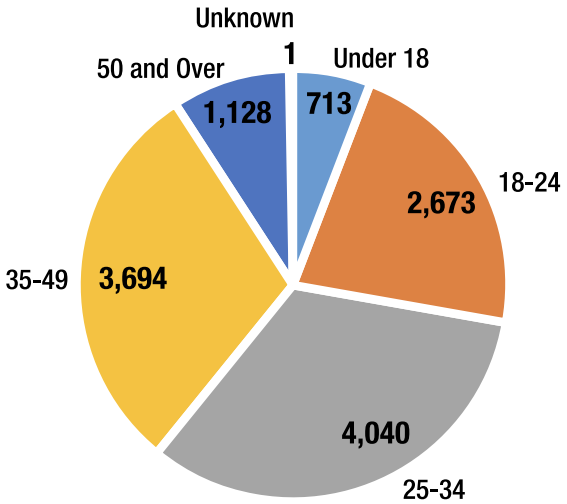

ARRESTEE SEX

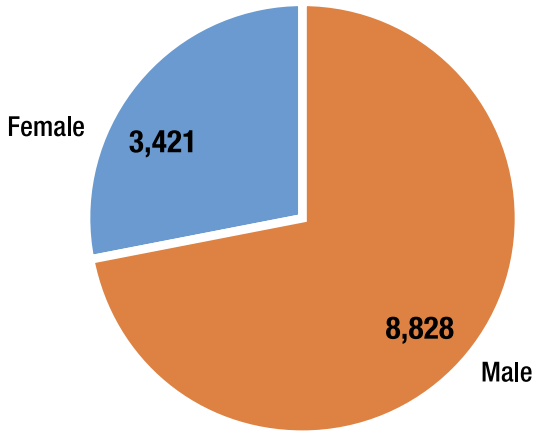

ARRESTEE RACE

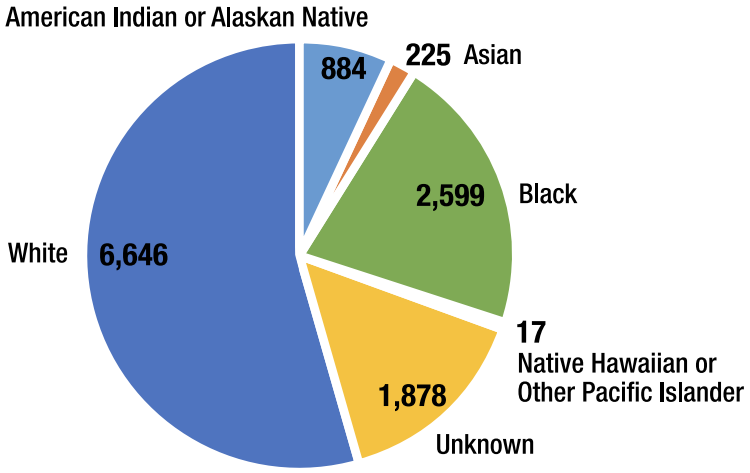

CRIME DATA BY JUDICIAL DISTRICT

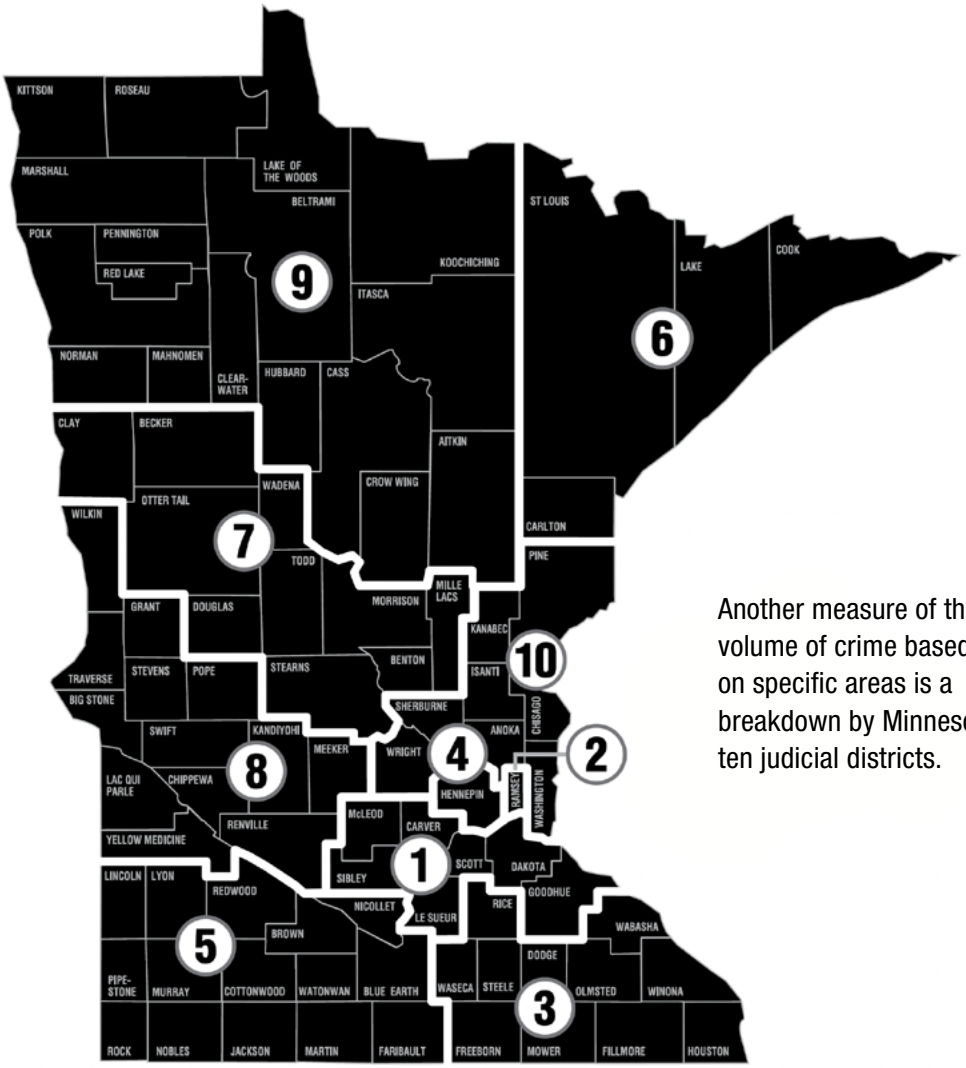

Another measure of the volume of crime based on specific areas is a breakdown by Minnesota's ten judicial districts.

Violent and Property Crimes by Judicial District

Judicial District	Violent Crime Rate	Violent Crimes	Property Crime Rate	Property Crimes
1	145	1,215	1,334	11,174
2	511	2,709	3,858	20,444
3	149	737	1,222	6,036
4	573	7,236	3,376	42,605
5	141	411	838	2,440
6	231	582	1,928	4,861
7	203	1,032	1,723	8,777
8	165	268	780	1,267
9	195	669	1,118	3,826
10	122	1,260	1,246	12,915

Arrests by Judicial District

Judicial District	Group A Arrests	Group B Arrests
1	6,777	6,464
2	5,836	2,681
3	5,439	5,107
4	14,596	8,404
5	3,138	3,150
6	2,113	2,037
7	6,570	5,669
8	1,578	1,161
9	4,270	3,857
10	8,478	5,722
Total	**58,795**	**44,252**

BIAS MOTIVATED CRIMES

In 1988, the Legislature passed a law requiring peace officers to report any incidents which were motivated by bias. 1989 was the first full year this information was collected.

SUMMARY BIAS CRIME INFORMATION

There were 168 bias motivated incidents reported for 2022 with 173 victims and 184 offenders.

RACE / ETHNICITY / ANCESTRY

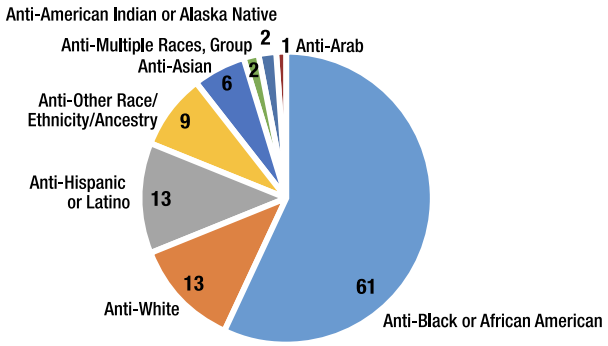

SEXUAL ORIENTATION

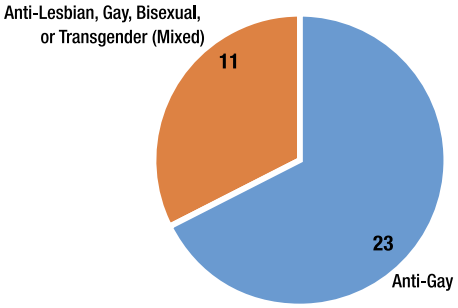

RELIGION

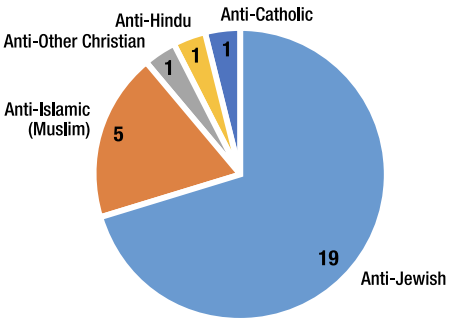

GENDER IDENTITY

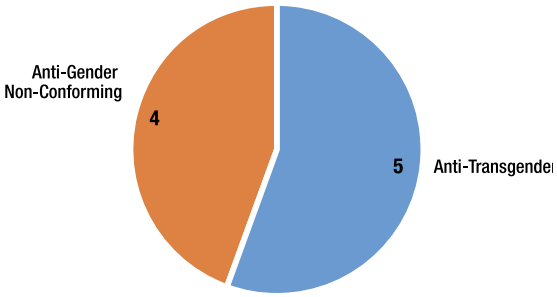

DISABILITY

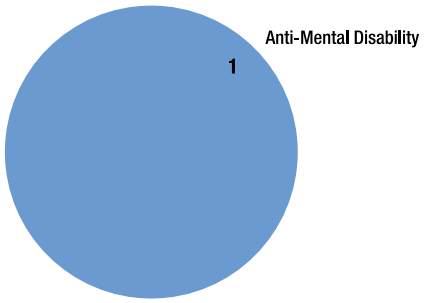

GENDER

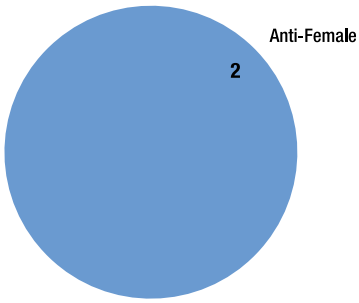

BIAS MOTIVATED CRIMES

OFFENSE COMMITTED

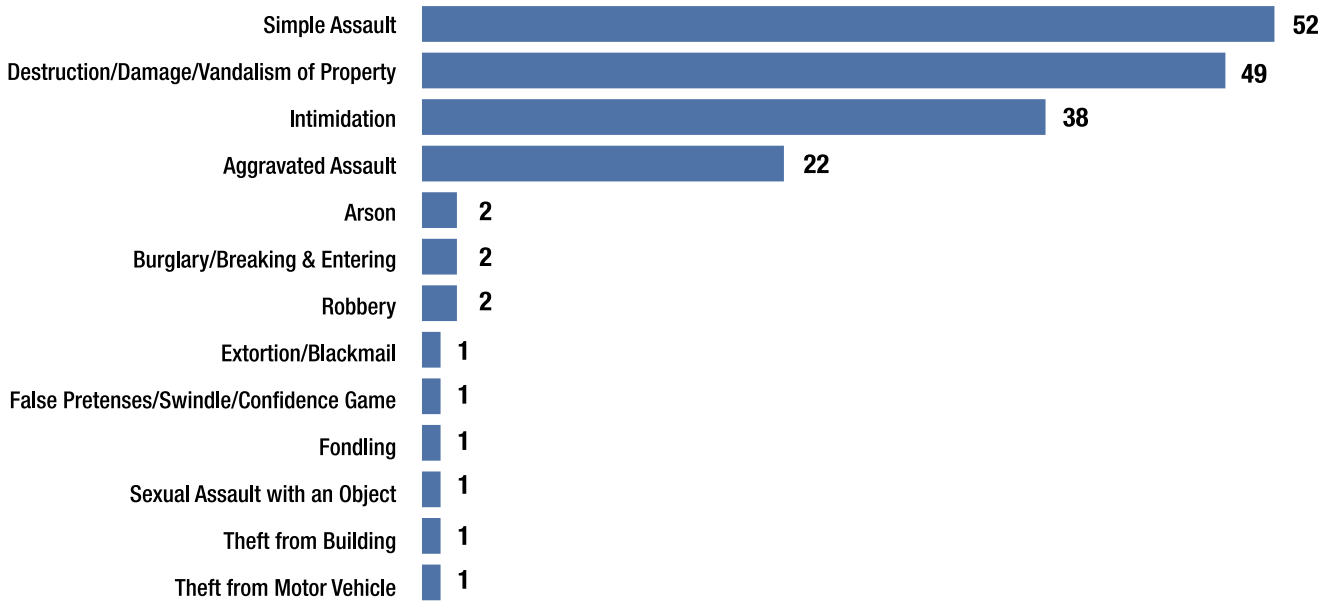

BIAS ACT

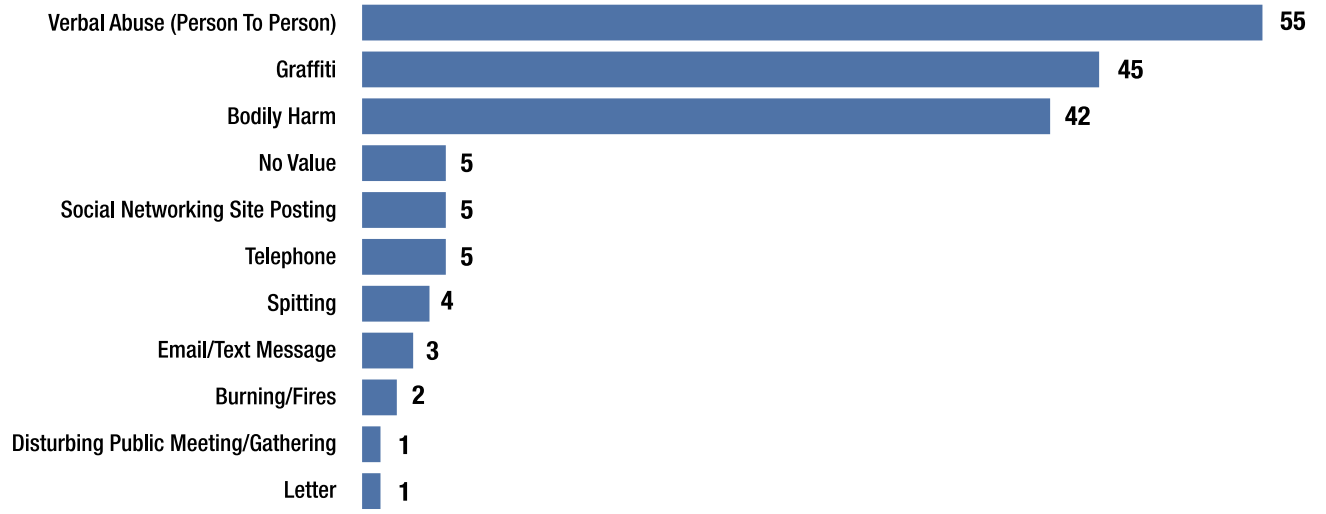

BIAS MOTIVATED CRIMES

LOCATION TYPE

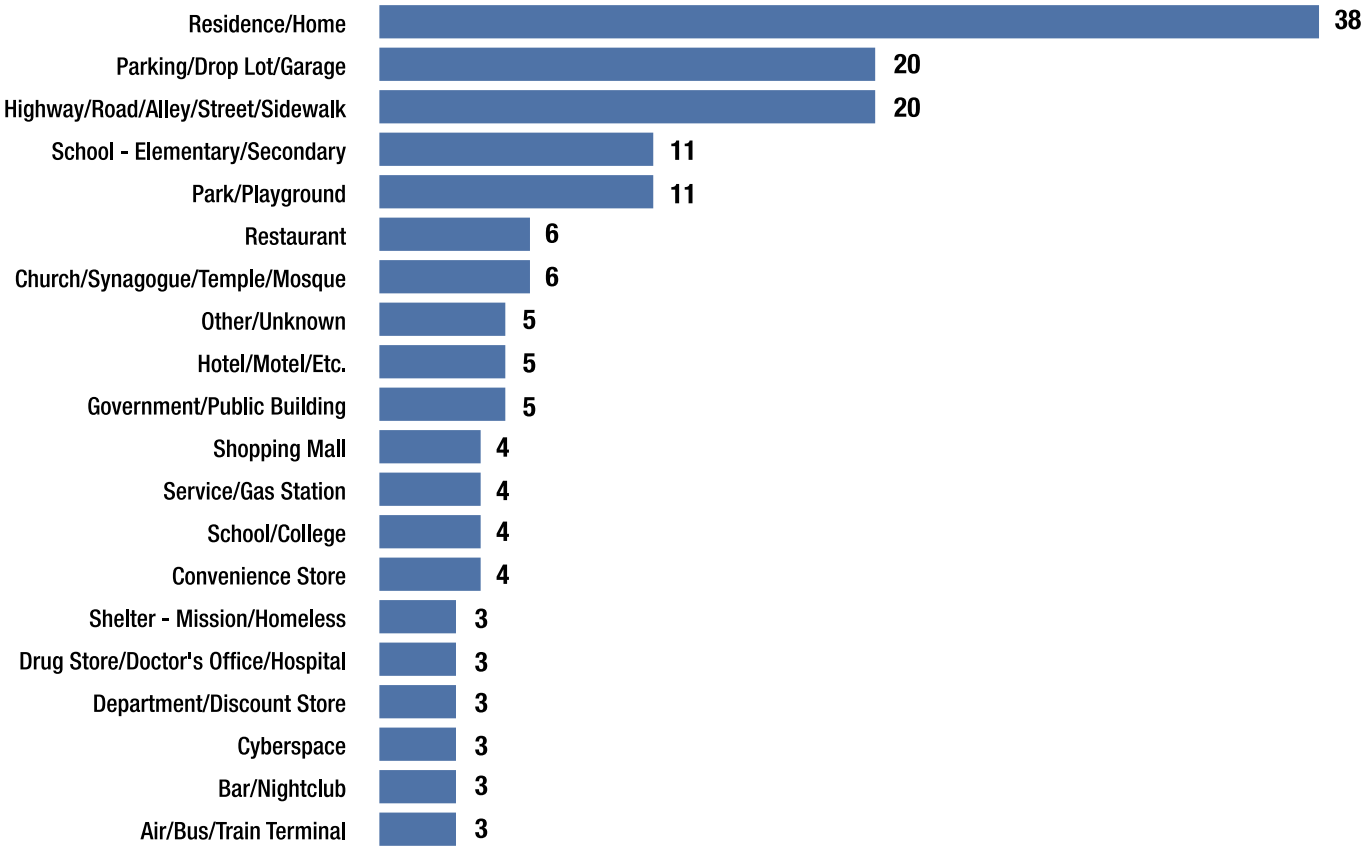

VICTIM TYPE

FIREARMS DISCHARGE AND USE OF FORCE

FIREARMS DISCHARGES

Pursuant to Minnesota State Statute 626.553, Subdivision 2, information is collected concerning firearm discharges by law enforcement officers in Minnesota. 1978 was the first full year that this information was available.

SUMMARY FIREARMS DISCHARGE INFORMATION

There were 32 firearms discharge incidents in 2022, with 115 shots fired. Of these, 20 incidents were in the course of duty or employment and 12 were accidental discharges. There were 22 individuals fired at, of these:

- 11 were killed
- 7 were wounded
- 4 had a resulting injury level of 'other', meaning they were not injured as a result of the firearms discharge.

INCIDENT DISCHARGE REASON

RESULTS OF SHOTS FIRED AT INDIVIDUALS

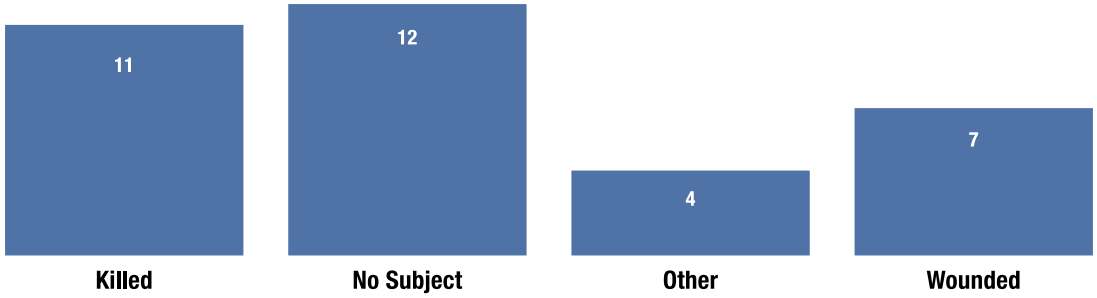

FIREARMS SHOTS FIRED BY DETAIL / SHOTS FIRED



FIREARMS SHOTS FIRED BY TIME OF DAY / SHOTS FIRED

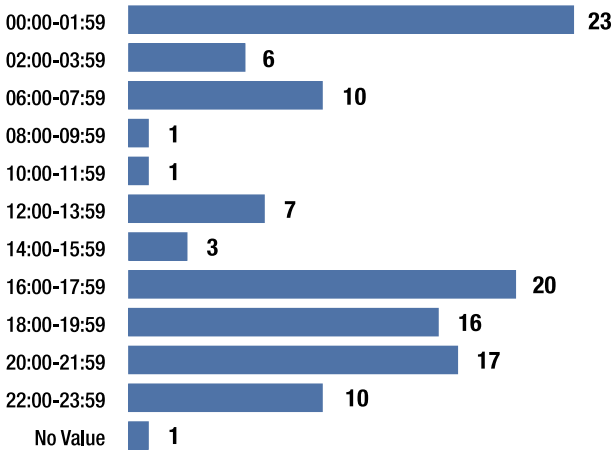

USE OF FORCE

The Minnesota Legislature in 2020 enacted Minn. Stat. 626.5534 which requires Minnesota law enforcement agencies to provide information about use-of-force for the FBI Use-of Force Data Collection. Agencies had already begun providing data on a voluntary basis in 2018 shortly after the FBI first established the data collection. The FBI created this data collection to inform the national conversation about officer use-of-force and provide an aggregate view of reported incidents and their circumstances, subjects and officers involved for better statistical analysis.

The FBI identified three types of use-of-force incidents about which agencies must report.

- When a fatality occurs to a person in connection to use-of-force by a law enforcement officer.
- When there is serious bodily injury to a person in connection with use-of-force by a law enforcement officer.
- In the absence of either death or serious bodily injury, when a firearm is discharged by a law enforcement officer at or in a direction of a person.

The FBI requirements allow agencies to choose Pending or Unknown values for data elements when data is not known or cannot be released due to an outside agency's active investigation. Agencies are expected to amend the reports once the data becomes available. In the figures below, Subject indicates the individual that the force was applied to.

SUMMARY USE OF FORCE INFORMATION

In 2022, there were 21 use of force incidents. 9 incidents resulted in the death of 9 individuals, 10 resulted in serious bodily injury, and 2 had no injury.

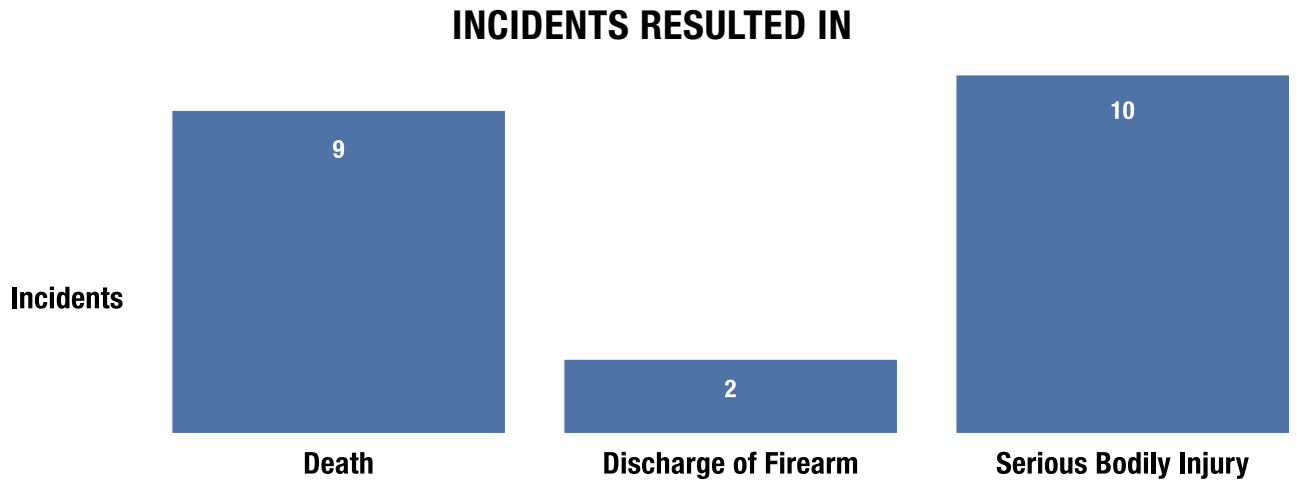

INITIAL CONTACT REASON AND ASSOCIATED OFFENSE

Initial Contact	Associated Offense	Incidents
Response to Unlawful or Suspicious Activity	Aggravated Assault	4
	Weapon Law Violations	3
	Robbery	2
	Destruction/Damage/Vandalism of Property	1
	Kidnapping/Abduction	1
Medical, Mental Health or Welfare Assistance	Medical, Mental Health or Welfare Assistance	5
Traffic Stop	Traffic Stop	3
Warrant Service	Warrant Service	3
Followup Investigation	Followup Investigation	1
Other	Other	1
Routine Patrol other than Traffic Stop	Routine Patrol other than Traffic Stop	1

SUBJECT RESISTANCE

Resistance Indicated	Resistance Type	Number of Subjects
Yes	Failing to Comply	12
	Displaying Weapon	11
	Using Firearms	7
	Attempt to Escape/Flee	5
	Barricading Self	4
	Making Verbal Threats	2
	Using Another Weapon	2
	Resistance being handcuffed/arrested	1
	Throwing an article or object at an officer	1
	Directing a vehicle at an Officer	1
No	N/A	3
Unknown	N/A	1

Subject Impairment Indicated	Impairment Type	Number of Subjects
Yes	Mental Health	11
	Drugs	2
	Unknown	6
No	N/A	4

Subject Armed	Number of Subjects
Yes	17
No	6

FIREARMS DISCHARGE AND USE OF FORCE

Use of Force Utilized	Number of Subjects
Firearm	18
Canine	2
Electronic Control Weapon (Taser)	2
Hands/Fists/Feet	1
Impact Projectile	1
Unknown and is unlikely to ever be known	1
Chemical Agent/Pepper or OC Spray	1

Subject Injury	Number of Resulting Injuries
Death	9
Gunshot Wound	7
Serious Injury	6
None	3

SUBJECT AGE

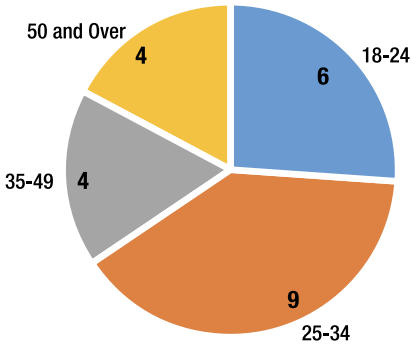

SUBJECT SEX

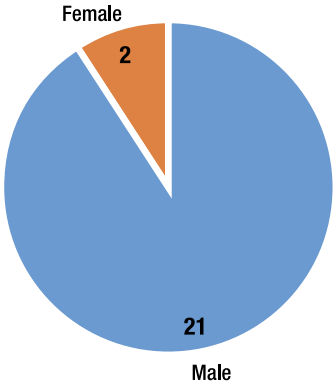

SUBJECT RACE

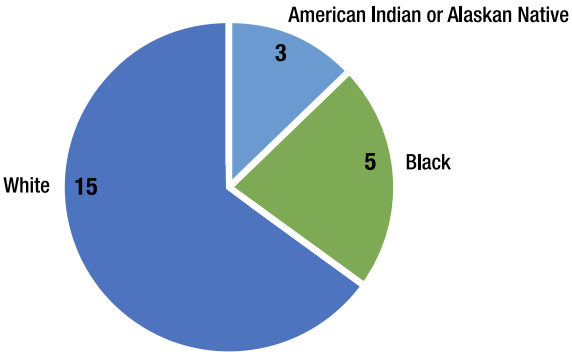

OFFICER DEMOGRAPHICS

Officer Years of Service	Number of Officers
Pending	1
0-5 years	14
6-10 years	12
11-15 years	3
16-20 years	4

Officer Injury Indicated	Injury Type	Number of Officers
Yes	Serious Injury	2
	Gunshot Wound	1
None	None	30
Pending	Pending	1

OFFICERS AGE

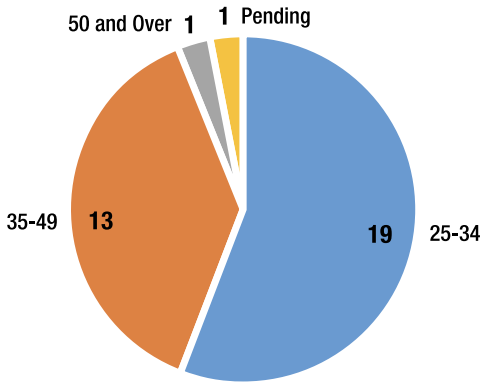

OFFICERS SEX

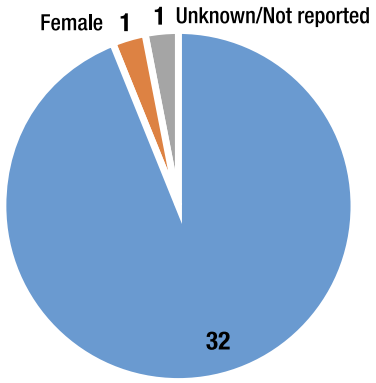

OFFICERS RACE

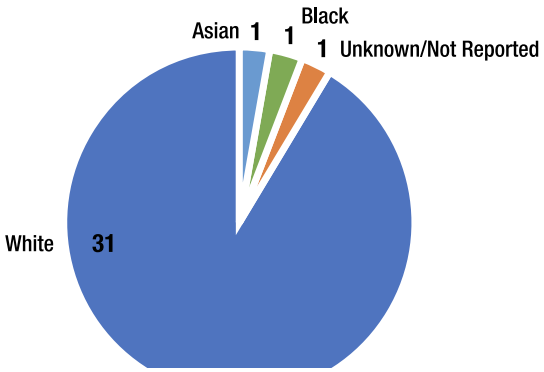

This report includes data reported by county (sheriff) and municipal (police) agencies on law enforcement personnel assaulted and/or killed.

SUMMARY LEOKA INFORMATION

There were a total of 859 law enforcement officer assault incidents reported in Minnesota for 2022 with 1,062 officers assaulted. There were no law enforcement fatalities in 2022.

Crime Category	Offense	Offenses (Victim is Officer)
Assault Offenses	Aggravated Assault	280
	Intimidation	63
	Simple Assault	716

TYPE WEAPON OR FORCE INVOLVED



OFFICER ACTIVITY TYPE

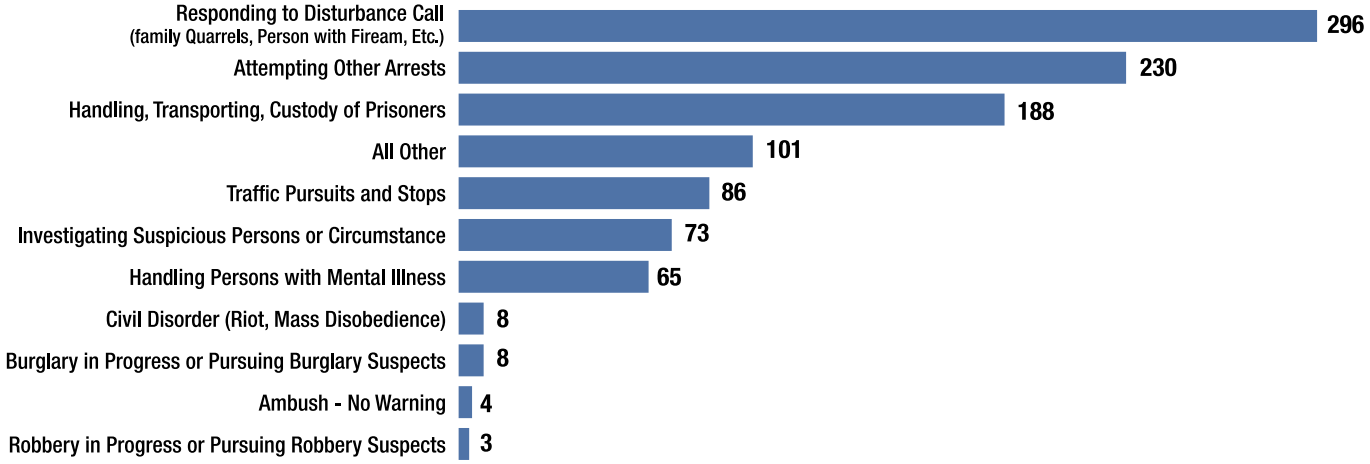

OFFICER ASSIGNMENT TYPE

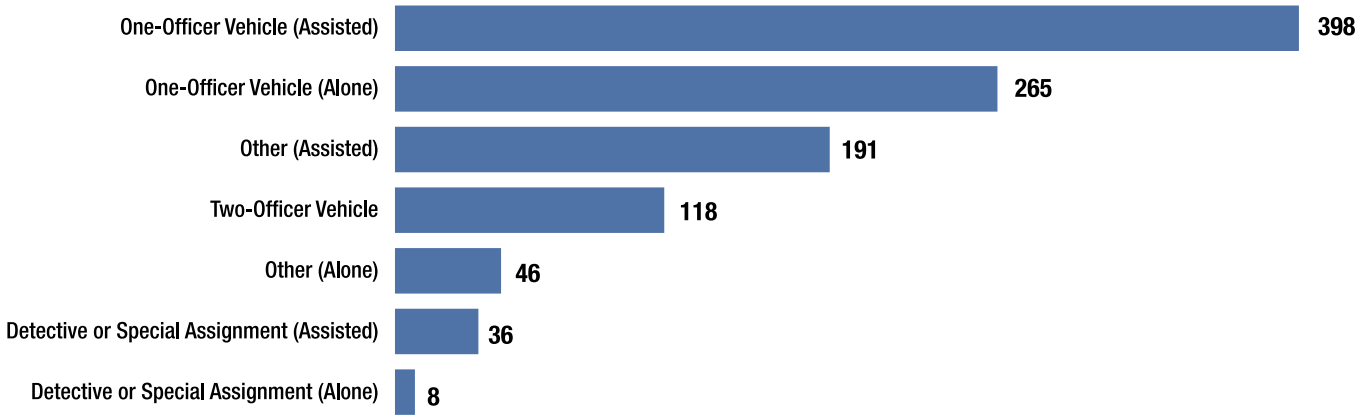

INJURY TYPE

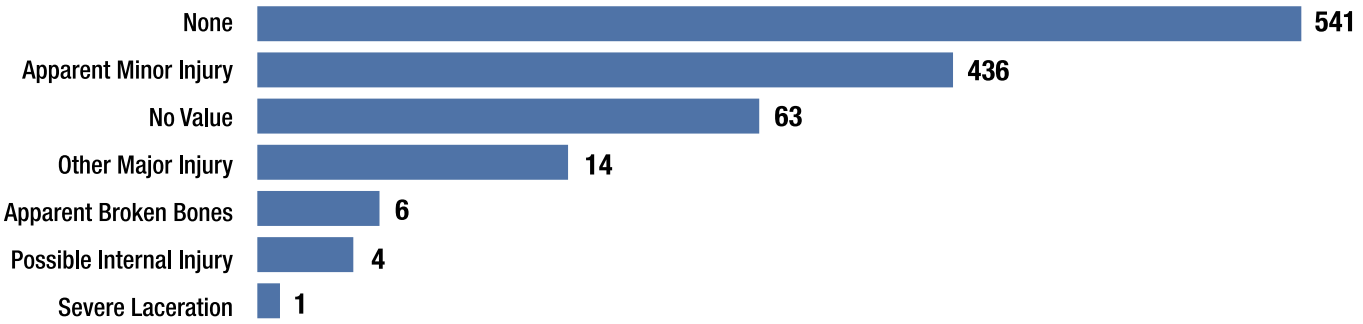

VICTIM AGE

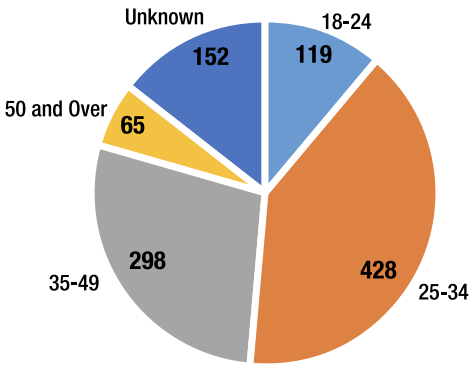

OFFENDER AGE

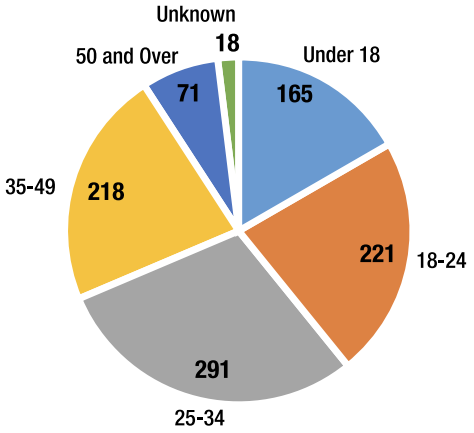

VICTIM SEX

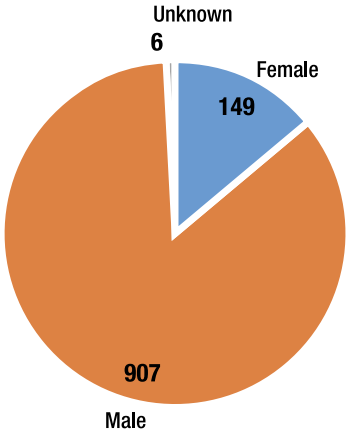

OFFENDER SEX

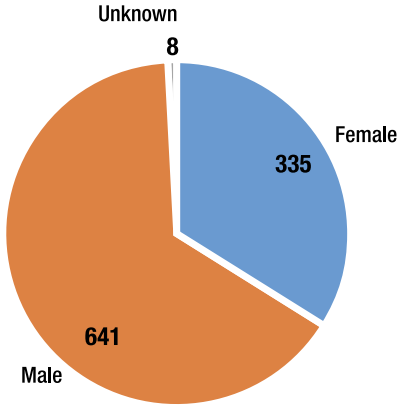

VICTIM RACE

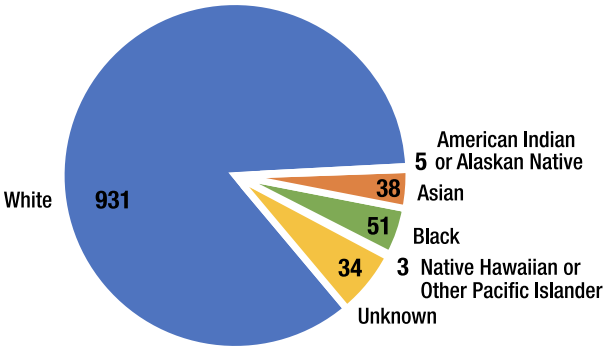

OFFENDER RACE

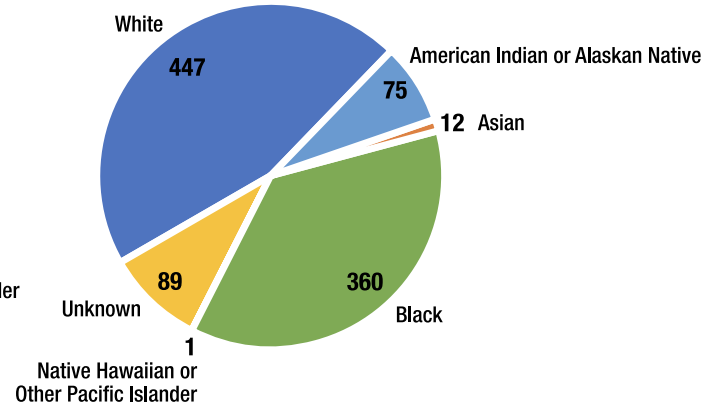

PURSUITS

Minnesota Statute 626.5532A requires Minnesota law enforcement agencies to report instances where a peace officer pursues a fleeing subject in a motor vehicle being operated in violation of section 609.487. This data must be reported to the commissioner of public safety within 30 days of the incident.

SUMMARY PURSUIT INFORMATION

In 2022, there were 2,768 agency initiated pursuits, with 388 agency assisted, for a total of 3,156. There were 2,808 violator drivers with 175 under the age of 18. 1,557 of the violators were charged, 627 were not charged and for 624 of the violators it is unknown.

PURSUIT INITIATION REASON

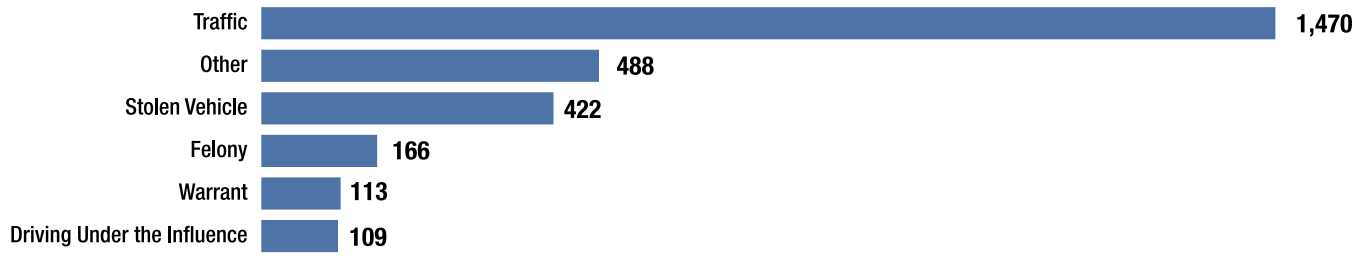

TERMINATION REASON

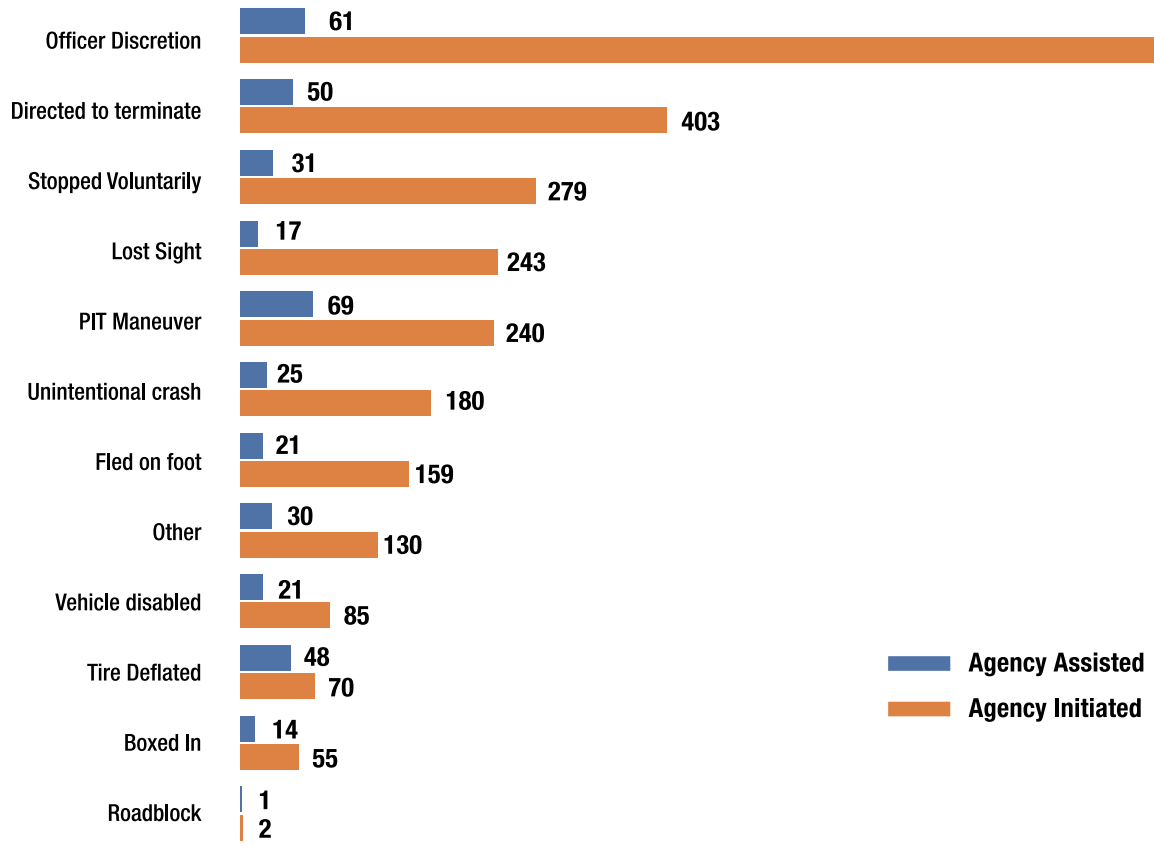

PURSUITS

PURSUIT HOUR OF INCIDENT

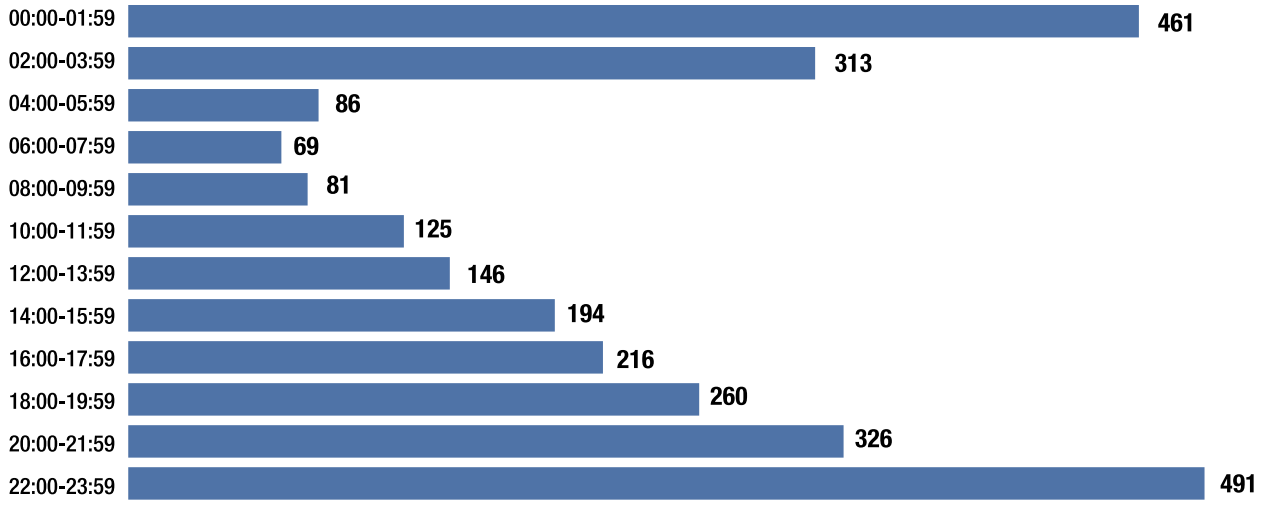

PURSUIT DURATION MINUTES

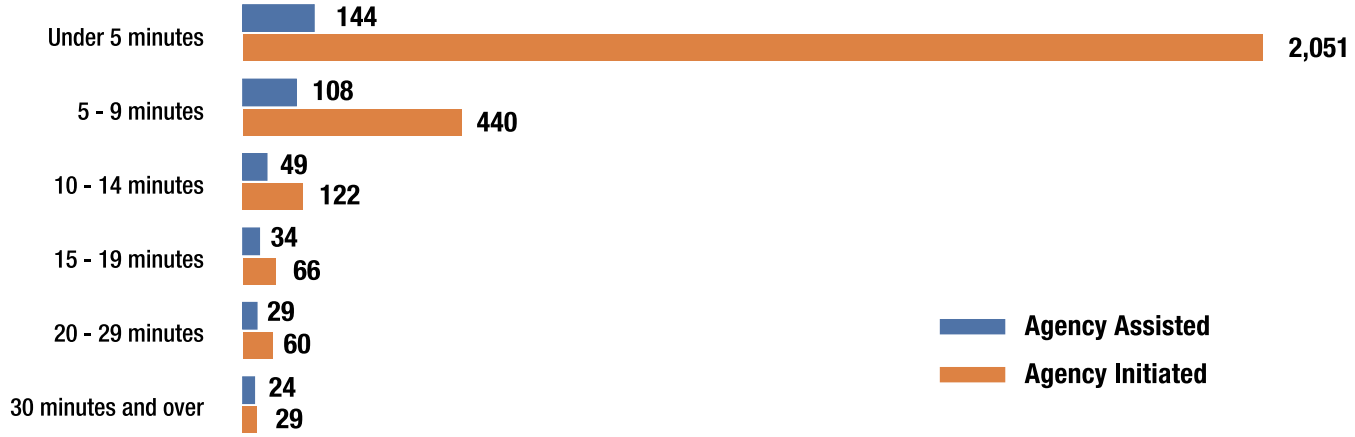

PROPERTY DAMAGE

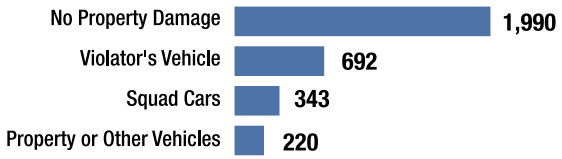

INJURY TYPE



VIOLATOR DRIVER AGE

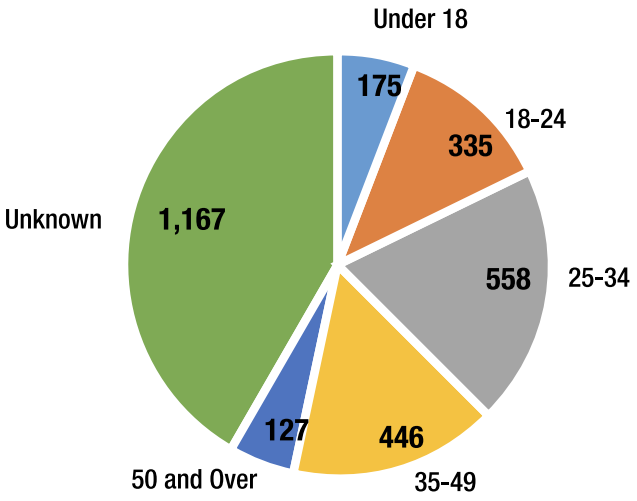

VIOLATOR DRIVER SEX

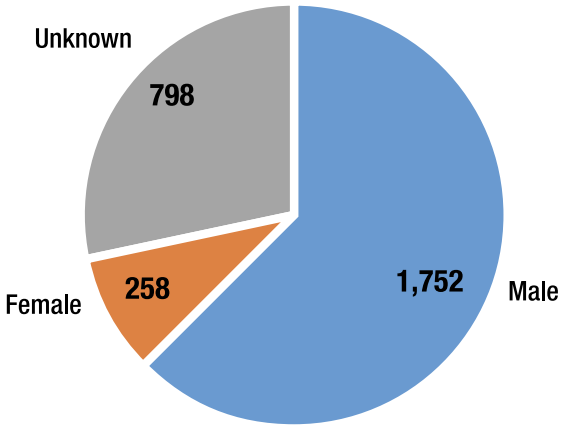

VIOLATOR DRIVER CHARGED

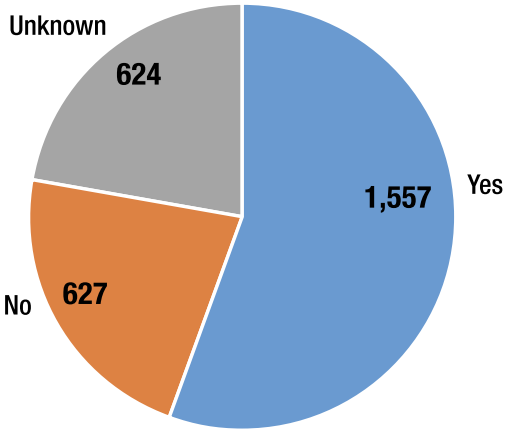

LAW ENFORCEMENT EMPLOYEE INFORMATION

Minnesota state law enforcement agencies reported a total of 15,346 sworn and civilian employees for 2022. Of those, 9,757 were sworn personnel and 5,589 were civilian employees.

The average number of full time law enforcement personnel in 2022 (including sworn and civilian) amounted to 2.7 employees for 1,000 residents of the state. The average number of sworn personnel (excluding civilian) amounted to 1.7 full-time sworn personnel per 1,000 residents.

Staffing levels in 2022 and changes from the previous year were as follows:

- Sheriff's departments reported a total of 6,737 employees in 2022, which was an increase of 1% from the 2021 total of 6,650. Of the sworn personnel, 2,674 are male and 297 female. Of civilian personnel 1,919 are male and 1,847 are female.
- Police departments reported a total of 7,002 employees in 2022, which was an increase of 0.2% from the 2021 total of 6,986. Of the sworn personnel, 4,941 are male and 788 female. Of civilian personnel 389 are male and 884 are female.

POLICE/SHERIFF 5 YEAR TREND

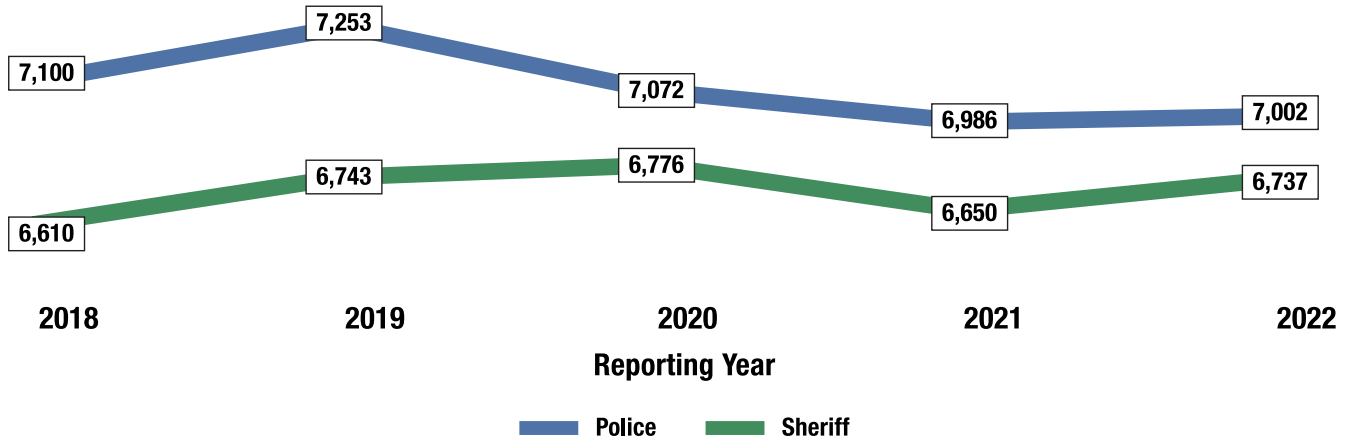

SWORN OFFICER EMPLOYMENT - MOST IN POPULATION CITIES

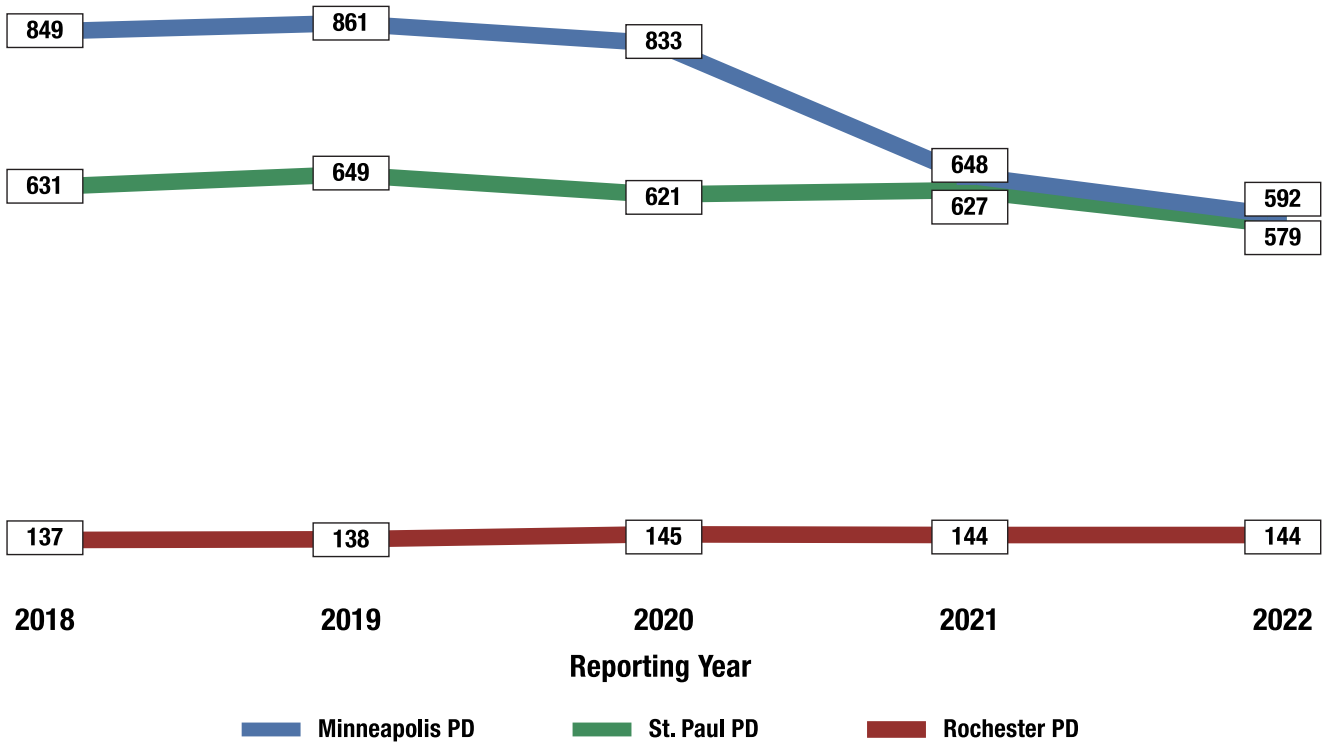

LAW ENFORCEMENT EMPLOYEE INFORMATION

POLICE AND SHERIFF EMPLOYEE DATA – 2022

Police Departments	Population	Number Civilian	Number Sworn	Sworn Rate Per 1,000	Total Employees	Total Rate Per 1,000
Group I - 250,000 or over	699,223	341	1,171	1.7	1,512	2.2
Group II - 100,000 - 250,000	121,534	63	144	1.2	207	1.7
Group III - 50,000 - 100,000	1,119,191	322	1,264	1.1	1,586	1.4
Group IV - 25,000 - 50,000	780,938	170	920	1.2	1,090	1.4
Group V - 10,000 - 25,000	815,633	220	1,148	1.4	1,368	1.7
Group VI - 2,500 - 10,000	422,970	96	758	1.8	854	2.0
Group VII - Under 2,500	156,710	477	831	5.3	1,308	8.3
Police Totals	**4,116,199**	**1,920**	**6,942**	**1.7**	**8,862**	**2.2**

Sheriffs Offices	Population	Number Civilian	Number Sworn	Sworn Rate Per 1,000	Total Employees	Total Rate Per 1,000
Group I - 100,000 or over	126,062	108	165	1.3	273	2.2
Group II - 25,000 - 100,000	651,465	1,282	938	2.7	2,220	6.5
Group III - 10,000 - 25,000	484,627	1,133	841	3.5	1,974	8.3
Group IV - Under 10,000	338,831	1,243	1,027	7.3	2,270	16.7
Sheriff Totals	**1,600,985**	**3,766**	**2,971**	**1.9**	**6,737**	**4.2**

Minnesota Bureau of Criminal Apprehension
1430 Maryland Ave. East
St. Paul, MN 55106
651-793-7000
https://dps.mn.gov/divisions/bca